



# **HOW RICH ARE PAKISTANI MNAS?**

Key Points from the Analysis of the  
Declaration of Assets submitted by MNAs for the Years  
2002-2003 to 2005-2006



A research paper by PILDAT



# **HOW RICH ARE PAKISTANI MNAS?**

Key Points from the Analysis of the  
Declaration of Assets submitted by MNAs for the Years  
2002-2003 to 2005-2006

PILDAT is an independent, non-partisan and not-for-profit indigenous research and training institution with the mission to strengthen democracy and democratic institutions in Pakistan.

PILDAT is a registered non-profit entity under the Societies Registration Act XXI of 1860, Pakistan.

Copyright ©Pakistan Institute of Legislative Development And Transparency – PILDAT

All rights reserved

Printed in Pakistan

First Published: August 2007

ISBN: 978-969-558-053-0

No part of this publication may be produced, translated, stored in a retrieval system, or transmitted in any form or by any means – electronic, mechanical, via photocopying, recording or otherwise – without the prior permission of PILDAT.

This publication is provided gratis or sold, subject to the condition that it shall not, by way of trade or otherwise, be lent, re-sold, hired out or otherwise circulated without the publisher's prior consent in any form of binding or cover other than in which it is published and without a similar condition, including this condition being imposed on the subsequent publisher.

#### **Disclaimer**

PILDAT and its researchers have done their best to ensure accuracy of the data and the conclusions drawn from it. Since it was a gigantic amount of data which needed to be digitised before its analysis, the chances of inaccuracy can not be ruled out. PILDAT is not responsible for any errors, omissions or inaccuracies as it is not deliberate.

Printed by: Son Printers, Lahore

Published by



Pakistan Institute of Legislative Development and Transparency  
No. 7, 9th Avenue, F-8/1, Islamabad, Pakistan  
Tel: (+92-51) 111-123-345; Fax: (+92-51) 226-3078  
E-mail: [info@pildat.org](mailto:info@pildat.org); URL: [www.pildat.org](http://www.pildat.org)

# CONTENTS

## *Abbreviations and Acronyms*

## *Foreword*

## *Executive Summary*

Average Value of Assets of an MNA.....	11
Provincial Picture of Average Assets.....	12
Provincial Share in the Combined Value of Assets of all MNAs.....	13
How Political Parties Figure in the MNAs' Assets?.....	16
The Richest MNAs.....	18
The Poorest MNAs.....	20
The Richest and Poorest MNAs in Each Province.....	21
The Richest Female MNAs.....	29
The Richest and Poorest MNAs in each Party.....	30
Average Assets of Non-Muslim MNAs.....	36
The Best Asset Managers: MNAs whose Assets Showed Maximum Increase.....	37
The Worst Asset Managers: MNAs Whose Assets Showed Maximum Decrease.....	38

## **Annexure A:** Constituency wise list of MNAs along with their Total Assets and Ranking

### **List of Tables**

Table 1: Average Value of Assets of an MNA.....	11
Table 2: Ranking of Provinces and Territories in Terms of Average Asset of an MNA.....	12
Table 3: Province wise Percentage of Combined Assets of all MNAs (Disregarding NJF).....	14
Table 4: Province wise Percentage of Combined Assets of all MNAs (Including NJF).....	15
Table 5: Party Ranking in terms of Average Assets per MNA (Including NJF).....	17
Table 6: The Richest MNAs.....	19
Table 7: The poorest MNAs.....	20
Table 8: The Richest MNAs from Balochistan.....	21
Table 9: The Poorest MNAs from Balochistan.....	22
Table 10: The Richest MNAs from FATA.....	23
Table 11: Poorest MNAs from FATA.....	23
Table 12: The Richest MNAs from NWFP.....	24
Table 13: The Poorest MNAs from NWFP.....	25
Table 14: The Richest MNAs from Punjab.....	26
Table 15: The Poorest MNAs from Punjab.....	26

# CONTENTS

Table 16: The Richest MNAs from Sindh .....	27
Table 17: The Poorest MNAs from Sindh .....	28
Table 18: The MNAs from ICT.....	28
Table 19: The Richest Female MNAs.....	29
Table 20: The Richest MNAs from PPPP.....	30
Table 21: The Poorest MNAs from PPPP .....	31
Table 22: The Richest MNAs from PML-Q.....	32
Table 23: The Poorest MNAs from PML-Q.....	32
Table 24: The Richest MNAs from MMA.....	33
Table 25: The Poorest MNAs from MMA .....	34
Table 26: The Richest MNAs from MQM .....	35
Table 27: The Poorest MNAs from MQM .....	35
Table 28: The Average Assets of Non-Muslim MNAs.....	36
Table 29: The Best Asset Managers .....	37
Table 30: The Worst Asset Managers.....	38

## List of Figures

Fig. 1 Growth of MNAs' Assets.....	11
Fig. 2 Average Assets per MNA, 2005-2006 Provincial Ranking .....	12
Fig. 3 Provincial Share of Combined Assets of MNAs, 2005-2006 .....	14
Fig. 4 Average Assets Per MNA, 2005-2006 Party Ranking.....	17
Fig. 5 Comparative Growth of all and non-Muslim MNAs' Average Assets (M. Rs.).....	36
Fig. 6 Comparative Growth of all and non-Muslim MNAs' Average Assets (Percentage).....	37

## Abbreviations and Acronyms

ICT	Islamabad Capital Territory
MMA	Muttahidda Majlis-e-Amal
MNA	Member National Assembly
MQM	Muttahida Qaumi Movement
NA	National Assembly
PKMAP	Pakhtoon-Khwa Milli Awami Party
PML-F	Pakistan Muslim League-Functional
PML-N	Pakistan Muslim League-Nawaz
PML-Q	Pakistan Muslim League-Quaide-e-Azam
PTI	Pakistan Tehreek-e-Insaaf

## Foreword

According to the provisions of Section 42 A of the Representation of the People Act, 1976 and Section 25 A of the Senate (Election) Act, 1975, all elected representative in the national and provincial legislatures in Pakistan have to submit a detailed account of their assets and liabilities to the Election Commission of Pakistan on a prescribed performa by the end of each financial year. Failure to submit the declarations may lead to disqualification of the elected member. The declared assets are compiled and published by the Election Commission in the form of a Gazette of the Federal Government for the information and use of general public. This is a very welcome step to ensure transparency about the financial dealings of the elected representatives, which may lead to accountability if the public, media and the civil society are alert, organised and vigilant. This can prove an effective step in cleansing the public life of corruption and wrongdoing.

It is equally important that these declarations of assets are made more and more accessible to public so that they may examine these and raise a voice if they notice a discrepancy or misreporting. It is also very important that these declarations are scientifically analysed to understand the underlying trends among parties, provinces and individual legislators. This analysis will bring the declarations out of abstract and make their understanding easier for the public. In addition, the analysis will put the cold numbers of declared assets of public representatives in perspective.

PILDAT team of researchers and analysts has painstakingly entered the data of the declarations in electronic mode to make its computer-based analysis possible. The entire exercise is based on the data provided in the declarations. We have not tried to verify or confirm the information provided by the legislators; rather we have placed entire reliance on the information contained in the declarations. The net worth of an MNA was computed by adding up the assets of each MNA, his/her spouse and children and then deducting his/her and his/her immediate family's liabilities.

Our analysis of the declared assets of MNAs reveals that one MNA, Chaudhry Nazir Ahmed Jatt (NA-167 Vehari-I, Punjab, PML-Q), owned assets worth Rs.59 billion in year 2002-2003 which was around 86 % of the combined value of the assets of all MNAs. The value of his assets remained almost unchanged between 2002-2003 and 2003-2004. He remained the richest MNA for the first two years of the National Assembly. However, his reported assets have reduced considerably after 2003-2004. His declaration indicates no balance in his bank accounts during the years 2004-2005 and 2005-2006. His total assets are Rs. 87 million both in 2004-2005 and 2005-2006. The extraordinary value of his assets in the first two years created considerable distortions in the analysis. Since this high value has drastically reduced during the year 3 and 4, it was decided to disregard the value of his assets for the first two years of the assembly for the purpose of analysis of assets. Various tables and analyses reflect this approach unless indicated otherwise.

We hope that this presentation of the key findings of the analysis will enhance public understanding of their representatives in a comparative perspective and will help promote political discourse based on facts and specifics.

## Executive Summary

This report attempts to present some key findings of the analysis of declaration of assets by the Members of the 12th National Assembly of Pakistan filed during the past 4 years starting in 2002-2003. The source of information for this report is "The Gazette of Pakistan" published by the Election Commission of Pakistan on October 20, 2003; October 16, 2004; November 18, 2005 and October 31, 2006.

According to the findings of the report, the average value of the assets of an MNA has been Rs. 199.83 million in 2002-2003; Rs. 200.081 million in 2003-2004, Rs.31.38 million in 2004-2005 and Rs. 38.53 million for 2005-2006. The high figures for the years 2002-2003 and 2003-2004 drop down to Rs.26.6 million and Rs.27.3 million respectively, if the assets of one MNA, namely Chaudhry Nazir Ahmed Jatt, a PML-Q MNA from Vehari, are disregarded - whose net assets are worth Rs.59.11 billion for the year 2003-2004 which is more than 86 % of the total assets of all the MNAs. The value of the net assets of all MNAs increased by 45 % over the four years.

The average value of assets owned by non-Muslim MNAs (Rs.18 million) is 53 % lower than the overall average (Rs. 38 million), based on 2005-2006 figures. The disparity was greater in the previous years.

MNAs from Islamabad Capital Territory (ICT) have the highest average value of assets per MNA or, in other words, on the average, an MNA from ICT is the richest followed by an MNA from Punjab, FATA, Balochistan, Sindh and NWFP.

In terms of the percentage share of the combined value of assets, Punjab MNAs top the list with 73 % of the combined assets which is far greater than warranted by their number (54 %) in the National Assembly. This means that in terms of the collective wealth of MNAs, Punjab is the richest province / territory followed by Sindh (11 %), ICT (5 %) Balochistan (4 %), NWFP (4 %), and FATA (3 %).

Analysing MNAs' assets on the basis of their party affiliation, Pakistan Tehreek-e-Insaaf tops the list in terms of average wealth of its MNAs as its lone MNA, Mr. Imran Khan (NA-71, Mianwali-I, Punjab, PTI) holds the highest assets (Rs.82 million in 2005-2006) followed by PML-N (average assets per MNA: Rs. 61 million), PML-Q (average assets per MNA: Rs. 56 million) and PPPP (average assets per MNA: Rs. 34 million). MMA stands at 6th position in terms of average assets per MNA at Rs. 16 million), MQM at 9th (average assets per MNA: Rs. 4 million) and PKMAP at 10th (average assets per MNA: Rs. 0.3 million) position.

According to the latest declaration of assets for 2005-2006, the richest MNA is Mr. Khurshid Mehmud Kasuri (NA-140, Kasur-III, Punjab, PML-Q) current Foreign Minister of Pakistan, with total assets of Rs. 976 million, followed by his boss, Mr. Shaukat Aziz (NA-59, Attock-III, Punjab, PML-Q), the Prime Minister of Pakistan, with total assets of Rs. 554 million. Mian Mohammad Aslam (NA-48 Islamabad I, MMA) with assets amounting to Rs. 470 million is at the third position followed by Mr. Jahangir Khan Tareen (NA-195 Rahimyar Khan IV, Punjab, PML-Q), the Minister for Industries with total assets of Rs.453 million at the fourth position. Another PML-Q MNA, Mr. Aijaz Ahmed Chaudhry (NA-108 Mandi Bahauddin I, Punjab, PML-Q) with assets worth Rs. 388 million is the fifth richest MNA in 2005-2006.

One MNA, Chaudhry Nazir Ahmed Jatt (NA-167 Vehari-I, Punjab, PML-Q) owned assets worth Rs.59 billion in 2002-2003 which



was around 86 % of the combined value of assets of all MNAs. The value of his assets remained almost unchanged between 2002-2003 and 2003-2004 and he remained richest MNA for the first two years of the National Assembly. However, his reported assets have reduced considerably after 2003-2004 and stand at Rs. 87 million both in 2004-2005 and 2005-2006. The former richest MNA, Chaudhry Nazir Ahmed Jatt (NA-167 Vehari-I, Punjab, PML-Q), runs a construction business in Saudi Arabia. Four out of the five richest MNAs belong to Punjab and the ruling PML-Q while one belongs to Islamabad and is a part of MMA.

Ms. Naheed Khan (NA-292, Women Punjab-XX, PPPP) has been consistently one of the five poorest MNAs during the last four years. She was the poorest MNA during 2003-2004, 2004-2005 and 2005-2006 with net liabilities of Rs. 7.6 million, Rs. 9.48 million and Rs. 11.36 million respectively. Based on the assets declarations of 2005-2006, Molvi Noor Muhammad (NA-259 Quetta, Balochistan, MMA), Mr. Sabir Hussain Awan (NA-4 Peshawar IV, NWFP, MMA), Chaudhry Manzoor Ahmed (NA-139 Kasur II, Punjab, PPPP) and Mufti Ibrar Sultan, (NA-14, Kohat, NWFP, MMA) are the second, third, fourth and the fifth poorest MNAs respectively. Two each of the poorest MNAs belong to Punjab and NWFP and one to Balochistan. Party-wise, two belong to the PPPP and three to the MMA. In 2002-2003, the poorest MNA was Mr. Amir Muqam (NA-31, Shangla, NWFP, MMA and later joined PML-Q), the current Minister of State for Water and Power who had net liabilities of Rs.106 million. However, during 2003-2004, his financial position has considerably improved with net assets of Rs. 48.9 million.

In Balochistan, Sardar Muhammad Yaqoob Khan Nasir (NA-263, Loralai, Balochistan, PML-N), Sardar Yar Mohammad Rind (NA-267, Kachhi, Balochistan, PML-Q) and Ms. Zobaida Jalal (NA-272, Kech-cum-Gwadar, Balochistan, PML-Q) are the three richest MNAs in descending order. Molvi Noor Muhammad (NA-259 Quetta, Balochistan, MMA), Ms. Imrana Khawar (NA-332, Women Balochistan-III, MMA) and Mr. Mahmood Khan Achakzai (NA-262, Killa Abdullah, Balochistan, PKMAP) are the three poorest MNAs of Balochistan. Mir Zafarullah Jamali (NA-266, Nasirabad, Balochistan, PML-Q), the former Prime Minister of Pakistan, was one of the three poorest MNAs of Balochistan in 2002-2003.

In NWFP, Ms. Zeb Gohar Ayub (NA-322, Women NWFP-I, PML-Q), Maulana Abdul Haleem (NA-23, Kohistan, NWFP, MMA) and Mr. Amir Muqam (NA-31, Shangla, NWFP, PML-Q) are the three richest MNAs in descending order. Mr. Amir Muqam was the poorest MNA in the country in 2002-2003. Mr. Sabir Hussain Awan (NA-4, Peshawar-IV, NWFP, MMA), Mufti Ibrar Sultan, (NA-14, Kohat, NWFP, MMA) and Maulana Muhammad Qasim (NA-10, Mardan II, NWFP, MMA) are the three poorest MNAs of NWFP.

In Punjab Mr. Khurshid Mehmud Kasuri (NA-140, Kasur-III, Punjab, PML-Q), Mr. Shaukat Aziz (NA-59, Attock-III, Punjab, PML-Q) and Mr. Jahangir Khan Tareen (NA-195 Rahimyar Khan IV, Punjab, PML-Q) are the three richest MNAs in the descending order. Ms. Naheed Khan (NA-292, Women Punjab-XX, PPPP), Chaudhry Manzoor Ahmed (NA-139 Kasur II, Punjab, PPPP) and are the three poorest MNAs of Punjab.

In Sindh, Ms. Sherry Rehman (NA-309, Women Sindh-II, PPPP), Makhdoom Amin Faheem (NA-218, Hyderabad-I, Sindh, PPPP) and Sardar Khalid Ahmed Khan Lund (NA-200, Ghotki-I, Sindh, PPPP) are the three richest MNAs in descending order. Ms. Ruqia Khanum Soomro (NA-310, Women Sindh-III, PPPP), Mr. Abdul Waseem (NA-243, Karachi-V, Sindh, MQM) and Ms. Khurshid Afghani (NA-321, Women Sindh-XIV, PML-F) are the three poorest MNAs belonging to Sindh.

Ms. Sherry Rehman (NA-309, Women Sindh-II, PPPP) is also the richest female MNA, followed by Ms. Tahira Asif (NA-291, Women Punjab-XIX, PML-Q) and Ms. Tanzeela Amir Cheema (NA-275, Women Punjab-III, PML-Q). During the previous three years, Ms. Rubina Saadat Qaimkhani (NA-312, Women, Sindh-V, PPPP), Ms. Ishrat Ashraf (NA-303, Women Punjab-XXXI PML-N), Ms. Yasmeen Rehman (NA-297, Women Punjab-XXV, PPPP), Ms. Sumera Malik (NA-69, Khushab-I, Punjab, PML-Q), Ms. Belum Hasnain (NA-293, Women Punjab-XXI PPPP), Ms. Tehmina Daultana (NA-304, Women Punjab-XXXII, PML-N) had been among the three richest female MNAs.

Within PPPP, Ms. Sherry Rehman (NA-309, Women Sindh-II, PPPP), Mr. Ghulam Murtaza Satti (NA-50, Rawalpindi-I, Punjab, PPPP) and Makhdoom Amin Faheem (NA-218, Hyderabad-I, Sindh, PPPP) are ranked as the three richest MNAs in descending order. During the previous years, Ms. Rubina Saadat Qaimkhani (NA-312, Women, Sindh-V, PPPP), Ms. Yasmeen Rehman (NA-297, Women Punjab-XXV, PPPP), Ms. Belum Hasnain (NA-293, Women Punjab-XXI, PPPP), Mr. Aitzaz Ahsan, and Ms. Samina

Khalid Ghurki were among the three richest MNAs of the party. Ms. Naheed Khan (NA-292, Women Punjab-XX, PPPP), as mentioned earlier, is the poorest MNA among PPPP MNAs followed by Ms. Ruqia Khanum Soomro (NA-310, Women Sindh-III, PPPP) and Mr. Zamurd Khan (NA-54, Rawalpindi-V, Punjab, PPPP). These three MNAs along with Chaudhry Manzoor Ahmed (NA-139 Kasur II, Punjab, PPPP) were among the poorest MNAs of the party in the previous years.

In PML-Q, Mr. Khurshid Mehmud Kasuri (NA-140, Kasur-III, Punjab, PML-Q), Mr. Shaukat Aziz (NA-59, Attock-III, Punjab, PML-Q) and Mr. Jahangir Khan Tareen (NA-195 Rahimyar Khan IV, Punjab, PML-Q) are the three richest MNAs. In the past, Chaudhry Nazir Ahmed Jatt (NA-167 Vehari-I, Punjab, PML-Q) and Mr. Aijaz Ahmed Chaudhry (NA-108 Mandi Bahauddin I, Punjab, PML-Q) had also been a part of the elite club in terms of their declared and published assets. Mr. Khurram Munawar Munj (NA-134, Sheikhpura-IV, Punjab, PML-Q) is the poorest MNA among PML-Q MNAs followed by Ms. Riffat Amjad (NA-279, Women Punjab-VII, PML-Q) and Dr. Rozina Tufail (NA-290, Women Punjab-XVIII, PML-Q). In previous years, Ms. Onaza Ehsan (NA-288, Women Punjab-XVI, PML-Q) and Sardar Shahjehan Yousaf (NA-20, Mansehra-I, NWFP, PML-Q) were also among the three poorest MNAs in the party.

Within MMA, Mian Mohammad Aslam (NA-48 Islamabad I, MMA), Maulana Abdul Haleem (NA-23, Kohistan, NWFP, MMA) and Sahabzada Abulkhair Muhammad Zubair (NA-220, Hyderabad-III, Sindh, MMA) are ranked as the three richest MNAs in descending order. During the previous years, Ms. Ambreen Naeem (NA-327, Women NWFP-VI, MMA), Qazi Hussain Ahmed (NA-5, Nowshera-I, NWFP, MMA) and Maulana Syed Naseeb Ali Shah (NA-26, Bannu, NWFP, MMA) were among the three richest MNAs of the party. Molvi Noor Muhammad (NA-259 Quetta, Balochistan, MMA), Mr. Sabir Hussain Awan (NA-4, Peshawar-IV, NWFP, MMA) and Mufti Ibrar Sultan, (NA-14, Kohat, NWFP, MMA) are the three poorest MNAs of MMA. In the previous years, Maulana Amanullah Khan (NA-27, Lakkhi Marwat, NWFP, MMA), Maulana Shah Abdul Aziz (NA-15, Karak, NWFP, MMA), Qazi Hameedullah Khan (NA-96, Gujranwala-II, Punjab, MMA), Maulana Mohammad Khan Sherani (NA-264, Zhob-cum-Killa-Sherani Sa, Balochistan, MMA), Maulana Muhammad Qasim (NA-10, Mardan II, NWFP, MMA), Maulana Shah Abdul Aziz (NA-15, Karak, NWFP, MMA) and Ms. Inayat Begum (NA-328, Women NWFP-VII, MMA) were also among the three poorest MNAs in the party.

Dr. Sher Afgan Niazi (NA-72, Mianwali-II, Punjab, PPP) the Federal Minister for Parliamentary Affairs, proved to be the most effective asset manager over the four years as his net assets (Rs. 500) in 2002-2003 increased by over 900 times to Rs. 456, 550. Mr. Amir Muqam (NA-31, Shangla, NWFP, PML-Q), Federal Minister of State for Water and Power and Provincial President of PML-Q in NWFP, made the most dramatic turn around by turning his net liabilities of Rs. 106 million in 2002-2003 into net assets of Rs. 74 million in 2005-2006. Among the other top asset managers are Makhdoom Amin Faheem (NA-218, Hyderabad-I, Sindh, PPPP), and Dr. Atiya Inayatullah, (NA-280, Women Punjab-VIII, PML-Q).

Fortunes of Khawaja Muhammad Asif (NA-110, Sialkot-I, Punjab, PML-N) went down drastically during the past four years. His net assets reduced from Rs. 30 million to Rs. 650, 000, representing a decrease to the order of 46 to 1. Assets of Chaudhry Manzoor Ahmed (NA-139 Kasur II, Punjab, PPPP) dwindled to the order of 65 to 1 as his net assets of Rs. 4.21 million in 2002-2003 reduced to Rs. 65000 in 2005-2006. Assets of Ms. Rubina Saadat Qaimkhani (NA-312, Women, Sindh-V, PPPP) reduced to the order of 87 to 1 as her net assets of Rs. 2277 million in 2002-2003 decreased to Rs. 26 million in 2005-2006. The assets of Chaudhry Nazir Ahmed Jatt (NA-167 Vehari-I, Punjab, PML-Q) went down to the order of 679 to 1 as the value of his net assets in 2002-2003 was reduced from Rs. 59, 107 million to Rs. 87 million in 2005-2006.

## Average Value of Assets of an MNA

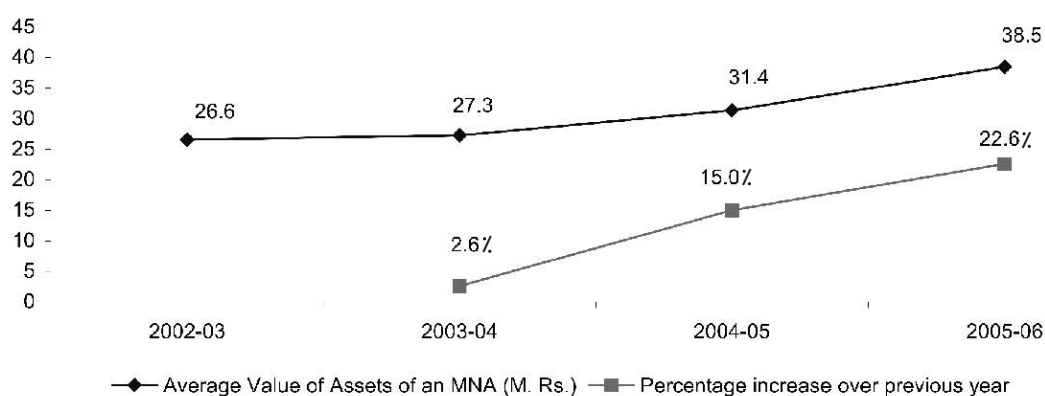
The average value of an MNA's assets was 27 million in 2002-2003 which increased to Rs. 38 million in 2005-2006 representing a growth of around 45 % in four years.

The increase in average assets has not been phenomenal and may be considered modest when adjusted against inflation. The rate of growth of the average assets has, however, increased with each passing year.

**Table 1**  
**Average Value of Assets of an MNA**

Year	Average value of Assets of an MNA (M.Rs.)	Percentage Increase Over Previous Year
2002-2003	26.6	-
2003-2004	27.3	2.6 %
2004-2005	31.4	15.0 %
2005-2006	38.5	22.6 %

**Fig. 1**  
**Growth of MNAs' Assets**



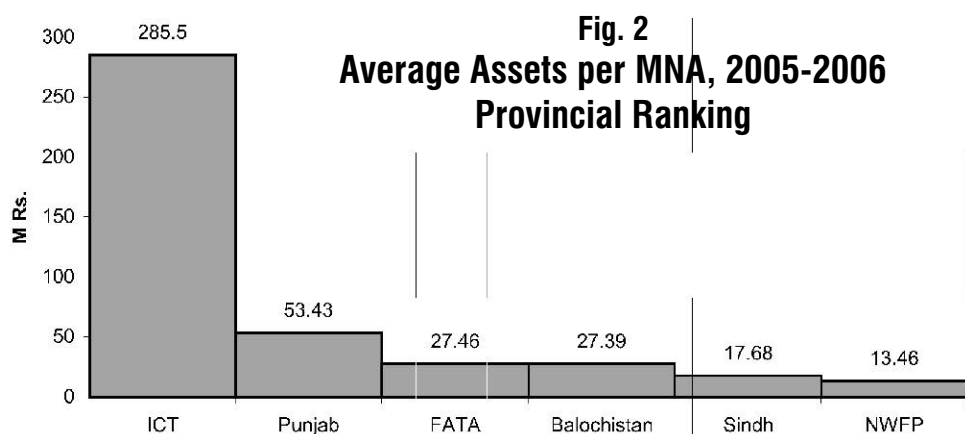
## Provincial Picture of Average Assets

### ICT and Punjab MNAs have the highest value of average assets

Among the Provinces and territories in Pakistan, the Islamabad Capital Territory (ICT) MNAs have the highest average value of assets - Rs. 285.5 million in 2005-2006. ICT has maintained its top position in terms of the highest value of average assets per MNA throughout the four years. The average value of MNAs' assets in ICT increased from Rs. 61.64 million in 2002-2003 to Rs. 285.5 million in 2005-2006, representing an appreciation of 260 % or four and a half times! This extra-ordinary growth is attributable to the phenomenal growth in the assets of Mian Mohammad Aslam (NA-48 Islamabad 1, MMA) from Rs. 78.70 million in 2002-2003 to Rs. 469.87 million in 2005-2006, an increase of 497 % or 6 times! Sindh was in the second position in 2002-2003 but Punjab overtook in 2003-2004 and maintained its second position for the rest of the three years. The provincial ranking is presented in Table 2.

**Table 2**  
**Ranking of Provinces and Territories in Terms of Average Asset of an MNA**

Rank	2002-2003		2003-2004		2004-2005		2005-2006	
	Province/ Territory	Average Assets per MNA (M RS.)	Province/ Territory	Average Assets per MNA (M Rs.)	Province/ Territory	Average Assets per MNA (M Rs.)	Province/ Territory	Average Assets per MNA (M Rs.)
1	ICT	61.64	ICT	156.99	ICT	218.81	ICT	285.50
2	Sindh	38.23	Punjab	38.47	Punjab	43.19	Punjab	53.43
3	Punjab	28.55	FATA	22.23	FATA	24.00	FATA	27.46
4	Balochistan	15.66	Balochistan	16.46	Balochistan	18.44	Balochistan	27.39
5	FATA	7.20	NWFP	10.75	NWFP	14.14	Sindh	17.68
6	NWFP	6.21	Sindh	10.17	Sindh	12.85	NWFP	13.46
	<b>Overall for Pakistan</b>	<b>26.57</b>		<b>27.30</b>		<b>31.20</b>		<b>38.38</b>



## Provincial Share in the Combined Value of Assets of all MNAs

### Punjab and Sindh MNAs have the Highest Value of Combined Assets

The combined value of the assets of all MNAs was Rs.68.14 billion in 2002-2003, Rs.68.43 billion in 2003-2004, Rs.9.92 billion in 2004-2005 and Rs.12.52 billion in 2005-2006. This is after considering NJF.

**Punjab ranks No. 1 in terms of combined value of assets of its MNAs.** The percentage share of Punjab MNAs in the total assets has increased during the past 4 years from 58 % to 73 % - and is far greater than warranted by the number of MNAs from Punjab, which is about 54 % of all MNAs. The combined value of the assets of the MNAs from Punjab was Rs.5.3 billion in 2002-2003, which constituted about 58 % of the combined value of the assets of all MNAs. In 2003-2004, this value was Rs.7.1 billion or 77 % of the assets of all MNAs; in 2004-2005, Rs.7.34 billion or 75 % of all assets; in 2005-2006, Rs.9.17 billion or 73 % of all assets.

**Sindh ranks at No. 2 and holds 11 per cent share in combined assets which is far less than the number of Sindh MNAs who constitute 23 % of the total MNAs:** Sindh, with combined assets of its MNAs at about 3 billion or 4 % of the total assets of all MNAs was at second position in 2002-2003. Combined value of Sindh MNAs' assets was Rs.794 million or 1 % of the total assets in 2003-2004, Rs.1 billion or 10% of the total assets in 2004-2005 and Rs.1.38 billion or 11% of the total assets in 2005-2006. The combined assets of Sindh MNAs fell by 73.3 % between 2002-03 and 2003-04. The extraordinary fall in the value of the combined assets of Sindh MNAs in 2003-04 over the previous year is explained by the fall in the assets of one of the female MNAs from PPPP, Ms. Rubina Saadat Qaimkhani (NA-312, Women, Sindh-V, PPPP), whose assets have drastically decreased by over 99 % from Rs.2.27 billion in 2002-03 to 16.65 million in 2003-04.

**Balochistan ranks at No. 5 in terms of combined value of its MNAs' Assets:** Balochistan, with combined assets of its MNAs at about Rs.282 million or 0.4 % of the total assets of all MNAs was at third position in 2002-2003. Although combined value of Balochistan MNAs' assets increased to Rs.296 million constituting 0.4 % of combined assets in 2003-2004, its position plummeted to No. 5. In 2004-2005, the combined assets of its MNAs was Rs.331.89 million or 3 % of the total assets of all MNAs. Combined assets of its MNAs was Rs. 465.62 million or 4 % of the total assets of all MNAs in 2005-2006. Balochistan remained at 5th position in the years 2004-2005 and 2005-2006. The number of Balochistan MNAs constitutes about 5 % of total MNAs.

**NWFP ranks at No. 3 in combined value of its MNAs' Assets.** NWFP, with combined assets of its MNAs at about 279 million or about 0.4 % of the total assets of all MNAs was at the 4th position in 2002-2003. However combined value of NWFP MNAs' assets increased to Rs. 484 million or 0.7 % of the total assets moving it to the third position in 2003-2004. In 2004-2005, assets of its MNAs was more than Rs. 537 million which increased to Rs. 605 million in 2005-2006 or about 5 % of the total assets of all MNAs in both years. The number of NWFP MNAs constitutes about 13 % of total MNAs. NWFP maintained its third position for the years 2004-05 and 2005-06.

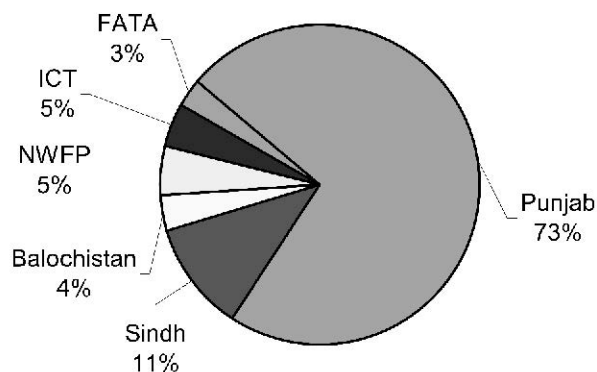
**MNAs from Islamabad Capital Territory (ICT) hold the 4th highest Value of Assets:** ICT, with the combined assets of its MNAs at 123 million or 0.18 % of the total value of assets of all MNAs was at the 5<sup>th</sup> position in 2002-2003. It moved up to the 4th position in 2003-2004 when the combined value of the assets of its MNAs increased to Rs. 314 million (or 0.45 % of the total for all MNAs). In 2004-2005 and 2005-2006 combined assets of its MNAs was more than Rs. 437 million or 4 % of the total value of assets of all MNAs and Rs. 571 million or 5 % of the total value of assets of all MNAs respectively. In terms of number, the ICT MNAs constitute about 0.58 % of the National Assembly.

The percentage share of each province/ territory in the combined assets of all MNAs is shown in table 3. If we do not disregard the NJ factor, the ranking remains the same with Punjab having a total value of its MNAs' assets at about 94 % in 2002-2003, which rose to 97 % in 2003-2004 and then decreased to 74 % in 2004-2005 and ultimately to 73 % in 2005-2006. Sindh saw an increase from 4 % to about 11 %, while in all the other provinces there is increase in the share in the combined assets of MNAs from 2002-2003 to 2005-2006.

**Table 3**  
**Province wise Percentage of Combined Assets of all MNAs**  
**(Disregarding NJF)**

Province/ Territory	2002-2003		2003-2004		2004-2005		2005-2006	
	Percentage of Combined Assets of MNAs	Rank	Percentage of Combined Assets of MNAs	Rank	Percentage of Combined Assets of MNAs	Rank	Percentage of Combined Assets of MNAs	Rank
Punjab	58.46	1	76.86	1	74.82	1	73.05	1
Sindh	33	2	8.52	2	10.19	2	11.09	2
Balochistan	3.11	3	3.18	5	3.38	5	3.74	5
NWFP	3.09	4	5.19	3	5.47	3	4.87	3
ICT	1.36	5	3.37	4	4.45	4	4.59	4
FATA	0.95	6	2.86	6	2.69	6	2.65	6

**Fig. 3**  
**Provincial Share of Combined**  
**Assets of MNAs, 2005-2006**



**Table 4**  
**Province wise Percentage of Combined Assets of all MNAs**  
**(Including NJF)**

Province/ Territory	2002-2003		2003-2004		2004-2005		2005-2006	
	Percentage of Combined Assets of MNAs	Rank	Percentage of Combined Assets of MNAs	Rank	Percentage of Combined Assets of MNAs	Rank	Percentage of Combined Assets of MNAs	Rank
Punjab	94.49	1	96.85	1	74.05	1	73.24	1
Sindh	4.37	2	1.15	2	10.11	2	11.02	2
Balochistan	0.41	3	0.43	5	3.35	5	3.72	5
NWFP	0.4	4	0.7	3	5.42	3	4.84	3
ICT	0.18	5	0.45	4	4.41	4	4.56	4
FATA	0.12	6	0.38	6	2.66	6	2.63	6

## How Political Parties Figure in the MNAs' Assets?

### Mr. Imran Khan's Pakistan Tehreek-e-Insaaf is the richest party followed by PML-N, PML-Q and PPPP in terms of average assets of their MNAs

Pakistan Tehreek-e-Insaaf (PTI) of Mr. Imran Khan (NA-71, Mianwali-I, Punjab, PTI) emerged as the richest in 2005-2006 in terms of average value of the assets of its MNAs, which happens to be only one, i.e., Mr. Imran Khan (NA-71, Mianwali-I, Punjab, PTI) himself. This value was Rs. 58.24 million in 2002-2003, which increased to Rs.81.57 million in 2005-2006 registering a 40 % increase. The party ranked at No. 2 in 2002-2003 but moved up to the first position in 2003-2004 and 2004-2005 which it maintained in 2005-2006 as well. PML-Q MNAs with their average assets at Rs.46.35 million ranks second while PML-N at Rs.37.42 million ranks third in 2005-2006. PML-N was at 4th position in 2002-2003, climbing to the 3rd position in 2003-2004 and 2004-2005. PPPP, however, plummeted to the 6th position in 2003-2004 from its 2nd position in 2002-2003. PPPP climbed to 4th position in 2005-2006. MMA and MQM rank 7th and 10th respectively in 2005-2006. The party rankings in terms of average assets per MNA for all the four years are reflected in Table 5.

If the NJ factor is disregarded, the ranking of political parties changes placing PPPP in No. 1 position in 2002-2003 followed by TI, PML-N and PML-Q. TI secured No. 1 position in 2003-2004 followed by PML-N, PML-Q and PPPP. In 2004-2005, PML-Q was ranked second after being ranked first in 2002-2003 and 2003-2004 with its average assets drastically decreasing from Rs. 450 million to Rs. 46 million.

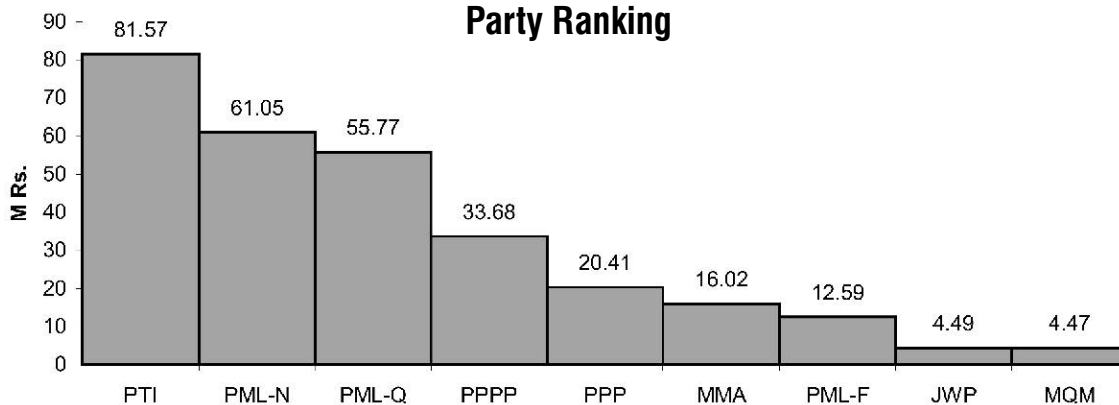
BNP-M used to be the poorest party in that respect before its lone MNA, Mr. Abdur Rauf Mengal resigned in protest against the killing of Sardar Akbar Khan Bugti. Currently another party of Balochistan, PKMAP holds that position at rank 10 with average assets at Rs. 300, 000.



**Table 5**  
**Party Ranking in terms of Average Assets per MNA**  
(Including NJF)

Political Party	2002-2003		2003-2004		2004-2005		2005-2006	
	Average Assets per MNA, (M.Rs.)	Rank	Average Assets per MNA, (M.Rs.)	Rank	Average Assets per MNA, (M.Rs.)	Rank	Average Assets per MNA, (M.Rs.)	Rank
PML-Q	441.24	1	449.5	1	46.35	3	55.77	3
PPPP	60.4	2	21.44	5	24.98	5	33.68	4
PTI	58.24	3	76.47	2	81.57	1	81.57	1
PML-N	42.59	4	48.48	3	37.42	2	61.05	2
PPP	14.01	5	24.01	4	26.64	4	20.41	5
PML-F	9.72	6	10.62	6	12.55	7	12.59	7
PAT	9.25	7	10.03	7	-	-	-	-
MMA	5.45	8	9.54	8	13.78	6	16.02	6
JWP	4.13	9	4.51	9	4.20	8	4.49	8
MQM	2.96	10	2.93	11	2.54	9	4.47	9
PKMAP	0.74	11	3.70	10	2.13	10	0.30	10
IND	0.48		23.46		33.45		29.20	
BNP-M	0.27	12	0.47	12	0.37	11	-	-
For All Parties	199.83		200.08		31.38		38.53	

**Fig. 4**  
**Average Assets Per MNA, 2005-2006**  
**Party Ranking**



## The Richest MNAs

**Mr. Khurshid Mehmud Kasuri (NA-140, Kasur-III, Punjab, PML-Q) is the richest MNA followed by Mr. Shaukat Aziz (NA-59, Attock-III, Punjab, PML-Q)**

**For the first two years, little-known Chaudhry Nazir Ahmed Jatt (NA-167 Vehari-I, Punjab, PML-Q) was the richest MNA with net worth of Rs.59 billion and owned 86 % of the combined value of assets of all MNAs**

According to the latest declaration of assets for 2005-2006, the richest MNA is Mr. Khurshid Mehmud Kasuri (NA-140, Kasur-III, Punjab, PML-Q) the current Foreign Minister, with total assets of Rs. 976 million; followed by his boss, Mr. Shaukat Aziz (NA-59, Attock-III, Punjab, PML-Q), the Prime Minister, with total assets of Rs. 554 million. Mian Mohammad Aslam (NA-48 Islamabad I, MMA), with assets amounting to Rs. 470 million, is at the third position followed by Mr. Jahangir Khan Tareen (NA-195 Rahimyar Khan IV, Punjab, PML-Q), Minister for Industries, with total assets of Rs. 453 million at the fourth position; and Mr. Aijaz Ahmed Chaudhry (NA-108 Mandi Bahauddin I, Punjab, PML-Q) with assets worth Rs. 388 million at the fifth position. Out of the five richest MNAs, two have, until recently, been or even at present are overseas Pakistanis: Mr. Shaukat Aziz (NA-59, Attock-III, Punjab, PML-Q) worked for long years in Saudi Arabia, UK and USA until he returned to Pakistan in 1999 to become Finance Minister in General Pervez Musharraf's first cabinet while Mr. Aijaz Ahmed Chaudhry (NA-108 Mandi Bahauddin I, Punjab, PML-Q) has lived in Kuwait. The former richest MNA, Chaudhry Nazir Ahmed Jatt (NA-167 Vehari-I, Punjab, PML-Q) runs a construction business in Saudi Arabia. Four out of the five richest MNAs belong to Punjab and the ruling PML-Q while one belongs to Islamabad and is a part of MMA. The details of the top 5 richest MNAs for the last four years are given in Table 6.

One MNA, Chaudhry Nazir Ahmed Jatt (NA-167 Vehari-I, Punjab, PML-Q) owned assets worth Rs.59 billion in year 2002-03 which was around 86 % of the combined value of assets of all MNAs. The value of his assets remained almost unchanged between 2002-2003 and 2003-2004. He was the richest MNA for the first two years of the National Assembly. However, his reported assets have reduced considerably after 2003-2004. His declaration indicates no balance in his bank accounts during the years 2004-2005 and 2005-2006. His total assets are Rs. 87 million both in 2004-2005 and 2005-2006. While Mr. Jatt runs a construction business in Saudi Arabia, most of his assets were located here in Pakistani banks. He still maintains his working-resident status in Saudi Arabia and had never run for a public office before.

In 2003-2004, Chaudhry Nazir Ahmed Jatt (NA-167 Vehari-I, Punjab, PML-Q) was followed by a distant second richest MNA, Mr. Shaukat Aziz (NA-59, Attock-III, Punjab, PML-Q), the current Prime Minister. The next 3 positions were bagged by Mr. Aijaz Ahmed Chaudhry (NA-108 Mandi Bahauddin I, Punjab, PML-Q), Mr. Khurshid Mehmud Kasuri (NA-140, Kasur-III, Punjab, PML-Q) and Mr. Jahangir Khan Tareen (NA-195 Rahimyar Khan IV, Punjab, PML-Q).

In 2002-2003, when Mr. Shaukat Aziz (NA-59, Attock-III, Punjab, PML-Q) was not yet elected to the National Assembly, the four richest MNAs after Mr. Jatt included Ms. Rubina Saadat Qaimkhani (NA-312, Women, Sindh-V, PPP) at second position, Ms. Ishrat Ashraf (NA-303, Women Punjab-XXXI PML-N) at the third position, Mr. Khurshid Mehmud Kasuri (NA-140, Kasur-III, Punjab, PML-Q) at the fourth position and Mr. Jahangir Khan Tareen (NA-195 Rahimyar Khan IV, Punjab, PML-Q) at the fifth position.

In 2004-2005, the richest MNA was Mr. Khurshid Mehmud Kasuri (NA-140, Kasur-III, Punjab, PML-Q); Mr. Shaukat Aziz (NA-59, Attock-III, Punjab, PML-Q) at second position; Mr. Aijaz Ahmed Chaudhry (NA-108 Mandi Bahauddin I, Punjab, PML-Q) at the third position; Mian Mohammad Aslam (NA-48 Islamabad I, MMA) at the fourth position and Mr. Jahangir Khan Tareen (NA-195 Rahimyar Khan IV, Punjab, PML-Q) at the fifth position.

**Table 6**  
**The Richest MNAs**

2002-2003				2003-2004			2004-2005			2005-2006		
Rank	Name	Constituency	Total Assets	Name	Constituency	Total Assets	Name	Constituency	Total Assets	Name	Constituency	Total Assets
1	Ch.Nazir Ahmed Jatt	NA 167	59.10 billion	Ch.Nazir Ahmed Jatt	NA 167	59.11 billion	Khurshid Mehmud Kasuri	NA 140	0.831 billion	Khurshid Mehmud Kasuri	NA 140	0.976 billion
2	Rubina Saadat Qaimkhani	NA 312	2.27 billion	Shaukat Aziz	NA 59	0.515 billion	Shaukat Aziz	NA 59	0.549 billion	Shaukat Aziz	NA 59	0.554 billion
3	Ishrat Ashraf	NA 303	0.325 billion	Ch. Aijaz Ahmed	NA 108	0.314 billion	Ch. Aijaz Ahmed Mian	NA 108	0.361 billion	Mian Muhammad Aslam	NA 48	0.470 billion
4	Khurshid Mehmud Kasuri	NA 140	0.287 billion	Khurshid Mehmud Kasuri	NA 140	0.305 billion	Mohammad Aslam	NA 48	0.359 billion	Jahangir Khan Tareen	NA 195	0.454 billion
5	Jahangir Khan Tareen	NA 195	0.26 billion	Jahangir Khan Tareen	NA 195	0.297 billion	Jahangir Khan Tareen	NA 195	0.288 billion	Ch.Aijaz Ahmed	NA 108	0.388 billion

## The Poorest MNAs

**Ms. Naheed Khan (NA-292, Women Punjab-XX, PPPP)  
is the poorest MNA with about Rs. 8 million net liabilities**

Ms. Naheed Khan (NA-292, Women Punjab-XX, PPPP) has been consistently one of the five poorest MNAs during the last four years. She was the second poorest MNA in 2002-2003. She was the poorest MNA during 2003-2004 with net liabilities of Rs. 7.6 million and during 2004-2005 with net liabilities of Rs. 9.48 million. Her net liabilities have increased to Rs. 11.360 million in 2005-2006. Molvi Noor Muhammad (NA-259 Quetta, Balochistan, MMA) is the second poorest MNA with zero assets and liabilities. Mr. Sabir Hussain Awan (NA-4, Peshawar-IV, NWFP, MMA), Chaudhry Manzoor Ahmed (NA-139 Kasur II, Punjab, PPPP) and Mufti Ibrar Sultan (NA-14, Kohat, NWFP, MMA) are the third, fourth and the fifth poorest MNAs with assets of Rs. 51000, 65000 and 119000 respectively. Two of the five poorest MNAs belong to Punjab; two to NWFP and one to Balochistan. Party-wise, two belong to PPPP and three to MMA. A noted landlord of South Punjab, Rais Munir Ahmed (NA-197 Rahimyar Khan VI, Punjab, PPPP-Patriot) had been one of the five poorest MNAs in 2002-2003 with net liabilities of Rs. 2.6 million. In 2002-2003, the poorest MNA was Mr. Amir Muqam (NA-31 Shangla, NWFP, MMA and later joined PML-Q), the current Minister of State for Water and Power, who had net liabilities of Rs. 106 million. However, during 2003-2004, his financial position considerably improved with net assets of Rs. 48.9 million. The details of the five poorest MNAs during the past four years are given in Table 7.

**Table 7  
The Poorest MNAs**

2002-2003				2003-2004			2004-2005			2005-2006		
Rank	Name	Constituency	Total Assets	Name	Constituency	Total Assets	Name	Constituency	Total Assets	Name	Constituency	Total Assets
1	Maulvi Muhammad Sadiq	NA 43	-0.143 million	Maulana Muhammad Qasim	NA 10	0.630 million	Khurram Munawar Manj	NA 134	0.150 million	Mufti Ibrar Sultan	NA 14	119,000
2	Nawab Mirza Advocate	NA 254	-1.189 million	Qazi Hameed Ullah	NA 96	0	Shah Abdul Aziz	NA 15	0.128 million	Ch. Manzoor Ahmed	NA 139	65,000
3	Rais Munir Ahmed	NA 197	-2.598 million	Khurram Munawar Manj	NA 134	0	Maulana Muhammad Qasim	NA 10	71,000	Sabir Hussain Awan	NA 4	51,000
4	Naheed Khan	NA 292	-7.601 million	Abdul Waseem	NA 243	-0.627 million	Maulana Abdul Malik Wazir	NA 41	-90,940	Molvi Noor Muhammad	NA 259	0
5	Amir Muqam	NA 31	-106.03 million	Naheed Khan	NA 292	-7.601 million	Naheed Khan	NA 292	-9.485 million	Naheed Khan	NA 292	-11.360 million

## The Richest and Poorest MNAs in Each Province

### Balochistan

Ms. Zobaida Jalal (NA-272, Kech-cum-Gwadar, Balochistan, PML-Q) was the richest MNA from Balochistan followed by Sardar Muhammad Yaqoob Khan Nasir (NA-263, Loralai, Balochistan, PML-N) and Sardar Yar Mohammad Rind (NA-267, Kachhi, Balochistan, PML-Q) for the year 2002-2003. In 2003-2004 however, Sardar Mohammad Yaqoob became the richest MNA followed by Sardar Yar Mohammad Rind (NA-267, Kachhi, Balochistan, PML-Q) and Ms. Zobaida Jalal (NA-272, Kech-cum-Gwadar, Balochistan, PML-Q). In 2004-2005, Sardar Muhammad Yaqoob Khan Nasir (NA-263, Loralai, Balochistan, PML-N) and Sardar Yar Mohammad Rind (NA-267, Kachhi, Balochistan, PML-Q) remained the top two richest MNAs, whereas Ms. Zobaida Jalal (NA-272, Kech-cum-Gwadar, Balochistan, PML-Q) was replaced by Pir Abdul Qadir Algillani. However, in 2005-2006 Ms. Zobaida Jalal (NA-272, Kech-cum-Gwadar, Balochistan, PML-Q) regained her position as being the 3<sup>rd</sup> richest MNA, while Sardar Sardar Muhammad Yaqoob Khan Nasir (NA-263, Loralai, Balochistan, PML-N) and Sardar Yar Mohammad Rind (NA-267, Kachhi, Balochistan, PML-Q) remained at the top two positions.

Interestingly, Mir Zafarullah Jamali (NA-266, Nasirabad, Balochistan, PML-Q), the former Prime Minister of Pakistan was the third poorest MNA from Balochistan in 2002-2003 following Mr. Mohammad Khan Shirani (NA-264 Zhob cum Qila Sher, Balochistan, MMA), the poorest and Mr. Abdul Rauf Mengal (NA-269 Khuzdar, Balochistan, BNP-M), the second poorest MNA. In 2004, however, Mir Zafarullah Jamali (NA-266, Nasirabad, Balochistan, PML-Q) was replaced by Mr. Abdul Rauf Mengal with net assets of Rs.0.471 million. Molvi Noor Muhammad (NA-259 Quetta, Balochistan, MMA) with net assets of Rs.0.248 million was the second poorest MNA. The assets of Mr. Mohammad Khan Shirani remained unchanged at Rs.0.100 million. In 2004-2005, Ms. Imrana Khawar (NA-332, Women Balochistan-III, MMA), Maulana Abdul Ghafoor Haidri (NA-268 Kalat-cum-Mastung, Balochistan, MMA) and Mr. Abdul Rauf Mengal were the 3 poorest MNAs, with Mr. Abdul Rauf Mengal being the poorest with net assets of Rs.0.375 million and Ms. Imrana Khawar (NA-332, Women Balochistan-III, MMA) being the third poorest with Rs.0.940 million net assets. Mr. Mahmood Khan Achakzai (NA-262, Killa Abdullah, Balochistan, PKMAP) with net assets of Rs.0.300 million was identified as the third poorest in 2005-2006 whereas Ms. Imrana Khawar (NA-332, Women Balochistan-III, MMA) (Rs.0.240 million) and Molvi Noor Muhammad (NA-259 Quetta, Balochistan, MMA) (Rs.0 million) as the second poorest and the poorest respectively.

**Table 8**  
**The Richest MNAs from Balochistan**

	2002-2003			2003-2004			2004-2005			2005-2006		
Rank	Name	Constituency	Total Assets	Name	Constituency	Total Assets	Name	Constituency	Total Assets	Name	Constituency	Total Assets
1	Zobaida Jalal	NA 272	109.45 million	Sardar Muhammad Yaqoob Khan	NA 263	83.4 Million	Sardar Muhammad Yaqoob Khan	NA 263	85.92 million	Sardar Muhammad Yaqoob Khan	NA 263	177.38 million
2	Sardar Muhammad Yaqoob Khan	NA 263	59.2 million	Sardar Yar Mohammad Rind	NA 267	68.16 Million	Sardar Yar Mohammad Rind	NA 267	65.38 million	Sardar Yar Mohammad Rind	NA 267	127.41 Million
3	Sardar Yar Mohammad Rind	NA 267	57.75 million	Zobaida Jalal	NA 272	59.62 million	Pir Abdul Qadir Algillani	NA 270	64.98 million	Zobaida Jalal	NA 272	50.35 million

**Table 9**  
**The Poorest MNAs from Balochistan**

2002-2003				2003-2004			2004-2005			2005-2006		
Rank	Name	Constituency	Total Assets	Name	Constituency	Total Assets	Name	Constituency	Total Assets	Name	Constituency	Total Assets
1	Mir Zafar Ullah Khan Jamali	NA 266	0.34 million	Abdul Rauf Mengal	NA 269	0.47 million	Imrana Khawar	NA 331	0.94 Million	Mahmood Khan Achakzai	NA 262	0.30 Million
2	Abdul Rauf Mengal	NA 269	0.27 million	Molvi Noor Muhammad	NA 259	0.25 million	Maulana Abdul Ghafoor Haidri	NA 268	0.62 million	Imrana Khawar	NA 331	0.24 million
3	Mohammad Khan Sherani	NA 264	0.10 million	Mohammad Khan Sherani	NA 264	0.10 million	Abdul Rauf Mengal	NA 269	0.37 million	Molvi Noor Muhammad	NA 259	0

## FATA

For the year 2002-2003, Mr. Javaid Hussain Mian (NA-37 Independent), with net assets of 29.774 million, was the richest MNA from FATA, followed by Syed Ghazi Gulab Jamal (NA-39 Independent) and Mr. Naseem Afridi (NA-47 Independent). Year 2003-2004 saw a slight change in the ranking with Mr. Muhammad Noor ul Haq Qadri (NA-45 Independent) bagging the top slot with Rs. 168.86 million assets, followed by Mr. Javaid Hussain Mian and Syed Ghazi Gulab Jamal. Mr. Noor ul Haq Qadri continued being ranked as the richest MNA consecutively for 3 years: 2003-2004, 2004-2005 and 2005-2006 without any change in his net assets. Syed Ghazi Ghulab Jamal is ranked as the second richest MNA for the years 2004-2005 and 2005-2006 with his net assets being Rs.32.024 million in 2004-2005 and increasing to Rs.49.050 million in 2005-2006. However, Syed Javed Hussain Mian ranked as the second richest MNA in 2003-2004 was ranked as the third richest MNA in 2004-2005 and for the year 2005-2006 the third richest MNA was identified to be Mr. Munir Khan Orakzai (NA-38 Independent).

Maulvi Mohammad Sadiq (NA-43 Independent) was the poorest MNA from FATA in 2002-2003 with net liabilities worth Rs.0.143 million, followed by Maulana Nek Zaman (NA-40 Independent) with virtually no assets and no liabilities at all and Mr. Abdul Malek Wazir (NA-47 Independent) with assets worth Rs.0.265 million. For the year 2003-2004, Maulana Nek Zaman has the lowest assets at about Rs.0.2 million followed by Muhammad Miraj ud Din (NA-42 Independent) and Mr. Abdul Malek Wazir. In the year 2004-2005 and 2005-2006 Maulana Abdul Malik Wazir remains to be the poorest MNA; with his net liabilities being Rs.0.091 million in 2004-2005 and his net assets being Rs.0.309 million in 2005-2006. Maulana Nek Zaman was identified as the second poorest MNA when he climbed a step ahead in 2005-2006 to be the third poorest MNA in 2005-2006 with net assets being Rs.0.5 million and Rs.0.6 million respectively. Maulana Miraj ud Din was identified as the third poorest in 2004-2005 with net assets of Rs.0.96 million. Maulvi Muhammad Sadiq was the second poorest MNA in 2005-2006.

**Table 10**  
**The Richest MNAs from FATA**

2002-2003				2003-2004			2004-2005			2005-2006		
Rank	Name	Constituency	Total Assets	Name	Constituency	Total Assets	Name	Constituency	Total Assets	Name	Constituency	Total Assets
1	Syed Javed Hussain Mian	NA 37	29.774 million	Muhammad Noor ul Haq Qadri	NA 45	168.863 million	Muhammad Noor ul Haq Qadri	NA 45	168.863 million	Muhammad Noor ul Haq Qadri	NA 45	169.463 million
2	Syed Ghazi Gulab Jamal	NA 39	11.580 million	Syed Javed Hussain Mian	NA 37	28.6 million	Syed Ghazi Gulab Jamal	NA 39	32.024 million	Syed Ghazi Gulab Jamal	NA 39	49.050 million
3	Naseem Afridi	NA 47	10.852 million	Syed Ghazi Gulab Jamal	NA 39	21.061 million	Syed Javed Hussain Mian	NA 37	19.108 million	Munir Khan Orakzai	NA 38	38.130 million

**Table 11**  
**The Poorest MNAs from FATA**

2002-2003				2003-2004			2004-2005			2005-2006		
Rank	Name	Constituency	Total Assets	Name	Constituency	Total Assets	Name	Constituency	Total Assets	Name	Constituency	Total Assets
1	Abdul Malek Wazir	NA 41	0.265 million	Abdul Malek Wazir	NA 41	1.156 million	Muhammad Miraj ud Din	NA 42	0.960 million	Maulana Nek Zaman	NA 40	0.600 million
2	Maulana Nek Zaman	NA 40	0	Muhammad Miraj ud Din	NA 42	0.330 million	Maulana Nek Zaman	NA 40	0.500 million	Maulvi Muhammad Sadiq	NA 43	0.500 million
3	Maulvi Muhammad Sadiq	NA 43	-0.143 million	Maulana Nek Zaman	NA 40	0.200 million	Maulana Abdul Malik Wazir	NA 41	-0.091 million	Maulana Abdul Malik Wazir	NA 41	0.309 million

## NWFP

Maulana Abdul Haleem (NA-23, Kohistan, NWFP, MMA) was the richest MNA from NWFP for 2002-2003 as well as 2003-2004. In 2002-2003, he was followed by Mr. Omar Ayub Khan (NA-19, PML-Q) the current Minister of State for Finance at No. 2 and his mother Ms. Zeb Gohar Ayub (NA-322, Women NWFP-I, PML-Q) at No. 3. In 2004 Ms. Zeb Gohar Ayub (NA-322, Women NWFP-I, PML-Q) took the second slot followed by her son Mr. Omar Ayub Khan as the third richest MNA from NWFP. Maulana Abdul Haleem (NA-23, Kohistan, NWFP, MMA) was identified as the richest MNA in 2004-2005 with net assets of Rs. 87.78 million, whereas he switched ranking with Ms. Zeb Gohar Ayub (NA-322, Women NWFP-I, PML-Q) in 2005-2006 being the second richest MNA with net assets of Rs. 78.15 million. Ms. Zeb Gohar Ayub (NA-322, Women NWFP-I, PML-Q) was ranked second in 2004-2005 with assets being Rs. 78.93 million whereas she was ranked the richest MNA from NWFP in 2005-2006 with net assets increasing to Rs. 0.113 billion. . Amir Muqam (NA-31, Shangla, NWFP, PML-Q) was identified as the third richest MNA in 2004-2005 with net assets of Rs. 73.402 million and maintained his third position in 2005-2006 with net assets of Rs. 74.478 million. This is quite an improvement as he was the poorest MNA in the country in 2002-2003.

For the year 2002-2003 the MNA with lowest assets in NWFP was . Amir Muqam (NA-31, Shangla, NWFP, PML-Q) with Rs.106.030 million worth of liabilities, followed by Maulana Shah Abdul Aziz (NA-15, Karak, NWFP, MMA) with no assets and no liabilities and Maulana Amanullah Khan (NA-27, Lakki Marwat, NWFP, MMA) with net assets worth 0.020 million. In 2003-2004, the MNA with the lowest net assets was Maulana Muhammad Qasim (NA-10, Mardan II, NWFP, MMA) with Rs.0.063 million assets followed by Mr. Pervaiz Masih (NA-339, MMA) and Maulana Shah Abdul Aziz (NA-15, Karak, NWFP, MMA). Maulana Muhammad Qasim (NA-10, Mardan II, NWFP, MMA) was identified as the poorest MNA in 2004-2005, whereas in 2005-2006 he was ranked as the third poorest MNA with his assets being Rs.71,000 in 2004-2005 and increasing to 0.144 million in 2005-2006. Ms. Inayat Begum (NA-328, Women NWFP-VII, MMA) was ranked as the third poorest MNA in 2004-2005 and Maulana Shah Abdul Aziz (NA-15, Karak, NWFP, MMA) as the second poorest. In 2005-2006 Mufti Ibrar Sultan, (NA-14, Kohat, NWFP, MMA) was ranked as the second poorest and the poorest was Mr. Sabir Hussain Awan (NA-4, Peshawar-IV, NWFP, MMA) with net assets being Rs.51,000.

**Table 12**  
**The Richest MNAs from NWFP**

Rank	2002-2003			2003-2004			2004-2005			2005-2006		
	Name	Constituency	Total Assets	Name	Constituency	Total Assets	Name	Constituency	Total Assets	Name	Constituency	Total Assets
1	Maulvi Abdul Haleem	NA 23	77.050 million	Maulana Abdul Haleem	NA 23	87.750 million	Maulana Abdul Haleem	NA 23	87.780 million	Zeb Gohar Ayub	NA 322	113.058 million
2	Omer Ayub Khan	NA 19	60.209 million	Zeb Gohar Ayub	NA 322	64.48 million	Zeb Gohar Ayub	NA 322	78.930 million	Maulana Abdul Haleem	NA 23	78.150 million
3	Zeb Gohar Ayub	NA 322	48.447 million	Omer Ayub Khan	NA 19	64.180 million	Amir Muqam	NA 31	73.402 million	Amir Muqam	NA 31	74.478 million



**Table 13**  
**The Poorest MNAs from NWFP**

2002-2003				2003-2004			2004-2005			2005-2006		
Rank	Name	Constituency	Total Assets	Name	Constituency	Total Assets	Name	Constituency	Total Assets	Name	Constituency	Total Assets
1	Maulana Amanullah	NA 27	0.020 million	Maulana Shah Abdul Aziz	NA 15	0.200 million	Inayat Begum	NA 328	0.194 million	Maulana Muhammad Qasim	NA 10	0.144 million
2	Maulana Shah Abdul Aziz	NA 15	0	Pervaiz Masih	NA 339	0.195 million	Maulana Shah Abdul Aziz	NA 15	0.128 million	Mufti Ibrar Sultan	NA 14	0.119 million
3	Amir Muqam	NA 31	-106.030 million	Maulana Muhammad Qasim	NA 10	0.063 million	Maulana Muhammad Qasim	NA 10	71,000	Sabir Hussain Awan	NA 4	51,000

## Punjab

Chaudhry Nazir Ahmed Jatt (NA-167 Vehari-I, Punjab, PML-Q) was the richest MNA from Punjab for both the years 2002-2003 and 2003-2004. For 2002-2003, Ms. Ishrat Ashraf (NA-303, Women Punjab-XXXI PML-N) was the second richest MNA followed by Mr. Khurshid Mehmud Kasuri (NA-140, Kasur-III, Punjab, PML-Q), the current Foreign Minister of Pakistan. Mr. Shaukat Aziz (NA-59, Attock-III, Punjab, PML-Q), the current Prime Minister, was the second richest MNA for the year 2003-2004 followed by Mr. Aijaz Ahmed Chaudhry (NA-108 Mandi Bahauddin I, Punjab, PML-Q). Mr. Khurshid Mehmud Kasuri (NA-140, Kasur-III, Punjab, PML-Q) and Mr. Shaukat Aziz (NA-59, Attock-III, Punjab, PML-Q) were ranked the richest and the second richest respectively in years 2004-2005 and 2005-2006 with minor changes in their net assets. Mr. Aijaz Ahmed Chaudhry (NA-108 Mandi Bahauddin I, Punjab, PML-Q) was ranked as the third richest MNA with net assets of Rs.0.360 billion and was replaced in the year 2005-2006 by Mr. Jahangir Khan Tareen (NA-195 Rahimyar Khan IV, Punjab, PML-Q) with net assets being Rs.0.454 billion.

Ms. Naheed Khan (NA-292, Women Punjab-XX, PPP) is the poorest MNA from Punjab for both years while for the 2002-2003 Mr. Rais Munir Ahmed (NA-197 PPP) is the second poorest followed by Mr. Khurram Munawar Munj (NA-134, Sheikhupura-IV, Punjab, PML-Q) in 2002-2003 and for 2003-2004 it is Mr. Khurram Munawar Munj (NA-134, Sheikhupura-IV, Punjab, PML-Q) and Qazi Hameed Ullah (NA-96, MMA). For the year 2004-2005, Ms. Naheed Khan (NA-292, Women Punjab-XX, PPP) was ranked as the poorest MNA with net liabilities of Rs. 9.482 million. Mr. Khurram Munawar Munj (NA-134, Sheikhupura-IV, Punjab, PML-Q) was ranked as the second poorest MNA with liabilities of Rs.150 million and Dr. Rozina Tufail (NA-290 PML-Q) was ranked as the third poorest with net assets of Rs. 0.245 million. Ms. Naheed Khan (NA-292, Women Punjab-XX, PPP) was ranked the poorest in 2005-2006, when Chaudhry Manzoor Ahmed (NA-139 Kasur II, Punjab, PPP) (net liabilities Rs.3.310 million) and Mr. Khurram Munawar Munj (NA-134, Sheikhupura-IV, Punjab, PML-Q) ranked the second poorest and third poorest respectively.

**Table 14**  
**The Richest MNAs from Punjab**

2002-2003				2003-2004			2004-2005			2005-2006		
Rank	Name	Constituency	Total Assets	Name	Constituency	Total Assets	Name	Constituency	Total Assets	Name	Constituency	Total Assets
1	Ch. Nazir	NA	59.1	Ch. Nazir	NA	59.117	Khurshid	NA	0.831	Khurshid	NA	0.976
	Ahmed Jatt	167	billion	Ahmed Jatt	167	billion	Mehmud Kasuri	140	billion	Mehmud Kasuri	140	billion
2	Ishrat	NA	0.325	Shaukat	NA	0.515	Shaukat	NA	0.549	Shaukat	NA	0.554
	Ashraf	303	billion	Aziz	59	billion	Aziz	59	billion	Aziz	59	billion
3	Khurshid	NA	0.287	Ch. Aijaz	NA	0.314	Ch. Aijaz	NA	0.360	Jahangir	NA	0.454
	Mehmud Kasuri	140	billion	Ahmed	108	billion	Ahmed	108	billion	Khan Tareen	195	billion

**Table 15**  
**The Poorest MNAs from Punjab**

2002-2003				2003-2004			2004-2005			2005-2006		
Rank	Name	Constituency	Total Assets	Name	Constituency	Total Assets	Name	Constituency	Total Assets	Name	Constituency	Total Assets
1	Khurram	NA	0	Qazi	NA	0	Dr. Rozina	NA	0.245	Khurram	NA	336,000
	Munawar Manj	134		Hameed Ullah	96		Tufail	290	million	Munawar Manj	134	
2	Rais Munir	NA	-2.598	Khurram	NA	0	Khurram	NA	0.150	Ch. Manzoor	NA	65,000
	Ahmed	197	million	Munawar Manj	134		Munawar Manj	134	million	Ahmed	139	
3	Naheed	NA	-7.601	Naheed	NA	-7.601	Naheed	NA	-9.482	Naheed	NA	-11.360
	Khan	292	million	Khan	292	million	Khan	292	million	Khan	292	million

## Sindh

Ms. Rubina Saadat Qaimkhani (NA-312, Women, Sindh-V, PPPP) was the richest MNA from Sindh in 2002-2003 with assets worth Rs. 2.27 billion followed by Ms. Sherry Rehman (NA-309, Women Sindh-II, PPPP) and Dr. Fehmida Mirza (NA-225, PPPP). For the year 2003-2004 Dr. Fehmida Mirza was the richest MNA from Sindh followed by Ms. Sherry Rehman (NA-309, Women Sindh-II, PPPP) and Syed Ghulam Mustafa Shah. In the year 2004-2005 the richest MNA was Sardar Khalid Ahmed Khan Lund (NA-200, Ghotki-I, Sindh, PPPP) with net assets of Rs.0.111 billion, followed by Syed Zafar Ali Shah (NA-212 PPPP) with net assets of Rs. 86.964 million. The third richest MNA was Ms. Sherry Rehman (NA-309, Women Sindh-II, PPPP) (Rs. 58.719 million) in the year 2004-2005. Ms. Sherry Rehman (NA-309, Women Sindh-II, PPPP), however, was ranked as the richest MNA in 2005-2006 with net assets of Rs.0.222 billion, followed by Makhdoom Amin Faheem (NA-218, Hyderabad-I, Sindh, PPPP) with net assets Rs.0.122 billion and the third richest MNA with net assets of Rs.68.000 million being Sardar Khalid Ahmed Khan Lund (NA-200, Ghotki-I, Sindh, PPPP).

Mr. Nawab Mirza Advocate (NA-254, MQM) was the poorest MNA for the year 2002-2003, with net liabilities of Rs.0.062 million followed by Ms. Ruqia Khanum Soomro (NA-310, Women Sindh-III, PPPP) and Ms. Khurshid Afghan (NA-321, Women Sindh-XIV, PML-F). Mr. Abdul Waseem (NA-243, Karachi-V, Sindh, MQM) is the poorest MNA from Sindh followed by Mr. Mohammad Abid Ali Umang (NA-240, MQM) and Ms. Khurshid Afghan (NA-321, Women Sindh-XIV, PML-F) for year 2003-2004. As for 2004-2005, the poorest MNA was Ms. Khurshid Afghan (NA-321, Women Sindh-XIV, PML-F) with net assets of Rs.0.255 million whereas she was ranked the third poorest in 2005-2006 with net assets being Rs.0.611 million. Ms. Shabina Talat (NA-319, MQM) (net assets Rs.0.435 million) and Mr. Abdul Waseem (NA-243, Karachi-V, Sindh, MQM) were ranked the second and third poorest respectively in 2004-2005. Whereas, in 2005-2006, Mr. Abdul Waseem (NA-243, Karachi-V, Sindh, MQM) was ranked as the second poorest while the poorest was Ms. Ruqia Khanum Soomro (NA-310, Women Sindh-III, PPPP) with net assets being Rs.0.390 million.

**Table 16**  
**The Richest MNAs from Sindh**

Rank	2002-2003			2003-2004			2004-2005			2005-2006		
	Name	Constituency	Total Assets	Name	Constituency	Total Assets	Name	Constituency	Total Assets	Name	Constituency	Total Assets
1	Rubina Saadat Qaimkhani	NA 312	2,277.0 million	Dr. Fehmida Mirza	NA 225	53.03 million	Khalid Ahmed Khan Lund	NA 200	111.10 Million	Sherry Rehman	NA 309	221.71 million
2	Sherry Rehman	NA 309	52.49 million	Sherry Rehman	NA 309	52.13 million	Syed Zafar Ali Shah	NA 212	86.96 million	Makhdoom Muhammad Amin Fahim	NA 218	122.66 million
3	Dr. Fehmida Mirza	NA 225	43.79 million	Syed Ghulam Mustafa Shah	NA 214	40.81 million	Sherry Rehman	NA 309	58.72 million	Khalid Ahmed Khan Lund	NA 200	68.00 million

**Table 17**  
**The Poorest MNAs from Sindh**

2002-2003				2003-2004			2004-2005			2005-2006		
Rank	Name	Constituency	Total Assets	Name	Constituency	Total Assets	Name	Constituency	Total Assets	Name	Constituency	Total Assets
1	Khurshid Afghan	NA 321	0.254 million	Khurshid Afghan	NA 321	0.256 million	Shabina Talat	NA 319	0.435 million	Khurshid Afghan	NA 321	0.611 million
2	Ruqia Khanum Soomro	NA 310	0.005 million	Muhammad Abid Ali Khan	NA 240	0.186 million	Khurshid Afghan	NA 321	0.255 million	Abdul Waseem	NA 243	0.500 million
3	Nawab Mirza Advocate	NA 254	-1.189 million	Abdul Waseem	NA 243	-0.062 million	Ruqia Khanum Soomro	NA 310	0.162 million	Ruqia Khanum Soomro	NA 310	0.390 million

## ICT

There are only two MNAs from ICT: Mian Mohammad Aslam (NA-48 Islamabad I, MMA) is the richer MNA followed by Syed Nayyer Hussain Bokhari (NA 49, Islamabad II, PPPP).

**Table 18**  
**MNAs from ICT**

2002-2003				2003-2004			2004-2005			2005-2006		
Rank	Name	Constituency	Total Assets	Name	Constituency	Total Assets	Name	Constituency	Total Assets	Name	Constituency	Total Assets
1	Mian Mohammad Aslam	NA 48	78.70 million	Mian Mohammad Aslam	NA 48	256.46 million	Mian Mohammad Aslam	NA 48	359.25 million	Mian Mohammad Aslam	NA 48	469.87 million
2	Syed Nayyer Hussain Bukhari	NA 49	44.57 million	Syed Nayyer Hussain Bukhari	NA 49	57.53 million	Syed Nayyer Hussain Bukhari	NA 49	78.38 Million	Syed Nayyer Hussain Bukhari	NA 49	101.13 million

## The Richest Female MNAs

For 2002-2003, Ms. Rubina Saadat Qaimkhani (NA-312, Women, Sindh-V, PPPP) was the richest female MNA, followed by Ms. Ishrat Ashraf (NA-303, Women Punjab-XXXI PML-N) and Ms. Yasmeen Rehman (NA-297, Women Punjab-XXV, PPPP). In 2003-2004, Ms. Ishrat Ashraf (NA-303, Women Punjab-XXXI PML-N) was the richest female MNA followed by Ms. Tehmina Daultana (NA-304, Women Punjab-XXXII, PML-N) and Ms. Sumera Malik (NA-69, Khushab-I, Punjab, PML-Q). In 2004-2005 Ms. Sumera Malik (NA-69, Khushab-I, Punjab, PML-Q) was identified as the richest female MNA, followed by Ms. Tanzeela Amir Cheema (NA-275, Women Punjab-III, PML-Q) and Ms. Belum Hasnain (NA-293, Women Punjab-XXI PPPP). For 2005-2006, Ms. Sherry Rehman (NA-309, Women Sindh-II, PPPP) was the richest female MNA, followed by Ms. Tahira Asif (NA-291, Women Punjab-XIX, PML-Q) and Ms. Tanzeela Amir Cheema (NA-275, Women Punjab-III, PML-Q).

**Table 19**  
**The Richest Female MNAs**

2002-2003				2003-2004			2004-2005			2005-2006		
Rank	Name	Constituency	Total Assets	Name	Constituency	Total Assets	Name	Constituency	Total Assets	Name	Constituency	Total Assets
1	Rubina Saadat Qaimkhani	NA 312	2.27 billion	Ishrat Ashraf	NA 303	0.239 billion	Sumera Malik	NA 69	0.149 billion	Sherry Rehman	NA 309	0.222 billion
2	Ishrat Ashraf	NA 303	0.325 billion	Tehmina Daultana	NA 304	0.181 billion	Tanzeela Aamir Cheema	NA 275	0.130 billion	Tahira Asif	NA 291	0.177 billion
3	Yasmeen Rehman	NA 297	0.122 billion	Sumera Malik	NA 69	0.135 billion	Belum Husnain	NA 293	0.125 billion	Tanzeela Aamir Cheema	NA 275	0.159 billion

## The Richest and Poorest MNAs in each Party

### Pakistan Peoples Party Parliamentarian (PPPP)

Ms. Rubina Saadat Qaimkhani (NA-312, Women, Sindh-V, PPPP) topped the list for 2002-2003 followed by Ms. Yasmeen Rehman (NA-297, Women Punjab-XXV, PPPP) and Ms. Belum Hasnain (NA-293, Women Punjab-XXI PPPP). During 2003-2004, Ms. Belum Hasnain (NA-293, Women Punjab-XXI PPPP) became the richest MNA among the PPPP MNAs followed by Mr. Aitzaz Ahsan (NA-124 Punjab) and Ms. Samina Khalid Ghurki (NA-30 Punjab) for 2003-2004. In 2004-2005, Mr. Ghulam Murtaza Satti (NA-50, Rawalpindi-I, Punjab, PPPP) was ranked as the richest MNA in his party, followed by Ms. Belum Hasnain (NA-293, Women Punjab-XXI PPPP) and Aitzaz Ahsan. In 2005-2006, Ms. Sherry Rehman (NA-309, Women Sindh-II, PPPP), Mr. Ghulam Murtaza Satti (NA-50, Rawalpindi-I, Punjab, PPPP) and Makhdoom Amin Faheem (NA-218, Hyderabad-I, Sindh, PPPP) are ranked as the richest, second richest and third richest MNAs respectively.

Ms. Naheed Khan (NA-292, Women Punjab-XX, PPPP) is the poorest MNA among PPPP MNAs followed by Ms. Ruqia Khanum Soomro (NA-310, Women Sindh-III, PPPP) and Mr. Zummrad Khan for the year 2002-2003 and the same trend continues for 2003-2004. Ms. Naheed Khan (NA-292, Women Punjab-XX, PPPP) and Ms. Ruqia Khanum Soomro (NA-310, Women Sindh-III, PPPP) are ranked as the poorest and third poorest MNAs respectively for both the years 2004-2005 and 2005-2006. Whereas, in 2004-2005 Zummrad Khan is ranked as the second poorest and in 2005-2006 Chaudhry Manzoor Ahmed (NA-139 Kasur II, Punjab, PPPP) is ranked as the second poorest.

**Table 20**  
**The Richest MNAs from PPPP**

Rank	2002-2003			2003-2004			2004-2005			2005-2006		
	Name	Constituency	Total Assets	Name	Constituency	Total Assets	Name	Constituency	Total Assets	Name	Constituency	Total Assets
1	Rubina Saadat Qaimkhani	NA 312	2.27 billion	Belum Husnain	NA 293	0.108 billion	Ghulam Murtaza Satti	NA 50	0.156 billion	Sherry Rehman	NA 309	0.222 billion
2	Yasmeen Rehman	NA 297	0.122 billion	Aitzaz Ahsan	NA 124	0.087 billion	Belum Husnain	NA 293	0.125 billion	Ghulam Murtaza Satti	NA 50	0.188 billion
3	Belum Husnain	NA 293	0.108 billion	Samina Khalid Ghurki	NA 130	0.073 billion	Aitzaz Ahsan	NA 124	0.093 billion	Makhdoom Amin Faheem	NA 218	0.123 billion

**Table 21**  
**The Poorest MNAs from PPPP**

2002-2003				2003-2004			2004-2005			2005-2006		
Rank	Name	Constituency	Total Assets	Name	Constituency	Total Assets	Name	Constituency	Total Assets	Name	Constituency	Total Assets
1	Zumrad Khan	NA 54	0.32 million	Zumrad Khan	NA 54	0.42 million	Zumrad Khan	NA 54	0.460 million	Ruqia Khanam Soomro	NA 310	0.390 million
2	Ruqia Khanam Soomro	NA 310	0.005 million	Ruqia Khanam Soomro	NA 310	0.28 million	Ruqia Khanam Soomro	NA 310	0.162 million	Ch. Manzoor Ahmed	NA 139	65,000
3	Naheed Khan	NA 292	-7.601 million	Naheed Khan	NA 292	-7.601 million	Naheed Khan	NA 292	-9.573 million	Naheed Khan	NA 292	-11.360 million

### Pakistan Muslim League-Quaid-e-Azam (PML-Q)

Chaudhry Nazir Ahmed Jatt (NA-167 Vehari-I, Punjab, PML-Q) was the richest MNA among the PML-Q MNAs followed by Mr. Shaukat Aziz (NA-59, Attock-III, Punjab, PML-Q) and Mr. Aijaz Ahmed Chaudhry (NA-108 Mandi Bahauddin I, Punjab, PML-Q) for 2003-2004. In 2002-2003, it was Chaudhry Nazir Ahmed Jatt (NA-167 Vehari-I, Punjab, PML-Q) followed by Mr. Khurshid Mehmud Kasuri (NA-140, Kasur-III, Punjab, PML-Q) and Mr. Jahangir Khan Tareen (NA-195 Rahimyar Khan IV, Punjab, PML-Q). Mr. Khurshid Mehmud Kasuri (NA-140, Kasur-III, Punjab, PML-Q) and Mr. Shaukat Aziz (NA-59, Attock-III, Punjab, PML-Q) were identified to be the richest and second richest MNAs in 2004-2005 and 2005-2006 respectively. Whereas, in 2004-2005 Mr. Aijaz Ahmed Chaudhry (NA-108 Mandi Bahauddin I, Punjab, PML-Q) was ranked as the third richest MNA. In 2005-2006 Mr. Jahangir Khan Tareen (NA-195 Rahimyar Khan IV, Punjab, PML-Q) was ranked as the third richest MNA.

For 2002-2003, Mr. Khurram Munawar Munj (NA-134, Sheikhupura-IV, Punjab, PML-Q) was ranked as the poorest MNA among PML-Q MNAs followed by Ms. Riffat Amjad (NA-279, Women Punjab-VII, PML-Q) and Dr. Rozina Tufail. For 2003-2004, Dr. Rozina Tufail is the second poorest MNA from PML-Q followed by Ms. Onaza Ehsan (NA-288, Women Punjab-XVI, PML-Q). In 2004-2005, Mr. Khurram Munawar Munj (NA-134, Sheikhupura-IV, Punjab, PML-Q) was identified as the poorest MNA in his party, while Dr. Rozina Tufail was ranked as the second poorest and Sardar Shahjehan Yousaf (NA-20, Mansehra-I, NWFP, PML-Q) was ranked as the third poorest. Mr. Khurram Munawar Munj (NA-134, Sheikhupura-IV, Punjab, PML-Q) was ranked as the poorest in 2005-2006, with Dr. Rozina Tufail being the second poorest and Sardar Shahjehan Yousaf (NA-20, Mansehra-I, NWFP, PML-Q) being the third poorest.

**Table 22**  
**The Richest MNAs from PML-Q**

2002-2003				2003-2004			2004-2005			2005-2006		
Rank	Name	Constituency	Total Assets	Name	Constituency	Total Assets	Name	Constituency	Total Assets	Name	Constituency	Total Assets
1	Ch. Nazir Ahmed Jatt	NA 167	59.1 billion	Ch. Nazir Ahmed Jatt	NA 167	59.11 billion	Khurshid Mehmud Kasuri	NA 140	0.831 billion	Khurshid Mehmud Kasuri	NA 140	0.976 billion
2	Khurshid Mehmud Kasuri	NA 140	0.287 billion	Shaukat Aziz	NA 59	0.515 billion	Shaukat Aziz	NA 59	0.549 billion	Shaukat Aziz	NA 59	0.554 billion
3	Jahangir Khan Tareen	NA 195	0.260 billion	Ch. Aijaz Ahmed	NA 108	0.314 billion	Ch. Aijaz Ahmed	NA 108	0.361 billion	Jahangir Khan Tareen	NA 195	0.454 billion

**Table 23**  
**The Poorest MNAs from PML-Q**

2002-2003				2003-2004			2004-2005			2005-2006		
Rank	Name	Constituency	Total Assets	Name	Constituency	Total Assets	Name	Constituency	Total Assets	Name	Constituency	Total Assets
1	Onaza Ehsan	NA 288	0.335 million	Dr. Rozina Tufail	NA 290	0.235 million	Sardar Shahjehan Yousaf	NA 20	0.520 million	Sardar Shahjehan Yousaf	NA 20	0.760 million
2	Dr. Rozina Tufail	NA 290	0.212 million	Riffat Amjad	NA 279	0.100 million	Dr. Rozina Tufail	NA 290	0.245 million	Dr. Rozina Tufail	NA 290	0.695 million
3	Khurram Munawar Manj	NA 134	0	Khurram Munawar Manj	NA 134	0	Khurram Munawar Manj	NA 134	0.150 million	Khurram Munawar Manj	NA 134	0.336 million



## Muttahida Majlis-e-Amal (MMA)

Mian Mohammad Aslam (NA-48 Islamabad I, MMA) has been ranked as the richest MNA of MMA for all four years. In 2002-2003, he is followed by Maulana Abdul Haleem (NA-23, Kohistan, NWFP, MMA) and Ms. Ambreen Naeem (NA-327, Women NWFP-VI, MMA). In 2003-2004, he is followed by Maulana Abdul Haleem (NA-23, Kohistan, NWFP, MMA) and Qazi Hussain Ahmed (Qazi Hussain Ahmed (NA-5, Nowshera-I, NWFP, MMA). In the 2004-2005, Maulana Abdul Haleem (NA-23, Kohistan, NWFP, MMA) was ranked second, when Maulana Syed Naseeb Ali Shah (NA-26, Bannu, NWFP, MMA) was ranked as the third richest MNA in MMA. In 2005-2006, however, Sahabzada Abulkhair Muhammad Zubair (NA-220, Hyderabad-III, Sindh, MMA) was ranked the third richest.

In 2002-2003, Qazi Hameed Ullah (NA 96 Punjab) was the poorest MNA among MMA MNAs followed by Maulana Shah Abdul Aziz (NA-15, Karak, NWFP, MMA) and Maulana Amanullah Khan (NA-27, Lakki Marwat, NWFP, MMA). In 2003-2004, Qazi Hameed Ullah was followed by Maulana Muhammad Qasim (NA-10, Mardan II, NWFP, MMA) and Maulana Mohammad Khan Sherani (NA-264, Zhob-cum-Killa-Sherani Sa, Balochistan, MMA). In 2004-2005, Maulana Muhammad Qasim (NA-10, Mardan II, NWFP, MMA) was ranked as the poorest MNA with Maulana Abdul Aziz being the second poorest MNA and Ms. Inayat Begum (NA-328, Women NWFP-VII, MMA) being the third poorest MNA. However, in 2005-2006, Molvi Noor Muhammad (NA-259 Quetta, Balochistan, MMA), Mr. Sabir Hussain Awan (NA-4, Peshawar-IV, NWFP, MMA) and Mufti Ibrar Sultan, (NA-14, Kohat, NWFP, MMA) were the poorest, second poorest and third poorest MNAs of MMA respectively.

**Table 24**  
**The Richest MNAs from MMA**

2002-2003				2003-2004			2004-2005			2005-2006		
Rank	Name	Constituency	Total Assets	Name	Constituency	Total Assets	Name	Constituency	Total Assets	Name	Constituency	Total Assets
1	Mian Mohammad Aslam	NA 48	78.70 million	Mian Mohammad Aslam	NA 48	256.46 million	Mian Mohammad Aslam	NA 48	359.25 million	Mian Mohammad Aslam	NA 48	469.87 million
2	Maulana Abdul Haleem	NA 23	77.05 million	Maulana Abdul Haleem	NA 23	87.75 million	Maulana Abdul Haleem	NA 23	87.78 million	Maulana Abdul Haleem	NA 23	78.15 million
3	Ambreen Naeem	NA 327	28.26 million	Qazi Hussain Ahmed	NA 5	34.61 million	Naseeb Ali Shah	NA 26	56.46 million	Shahabzada Abulkhair Muhammad Zubair	NA 220	53.57 million

**Table 25**  
**The Poorest MNAs from MMA**

2002-2003				2003-2004			2004-2005			2005-2006		
Rank	Name	Constituency	Total Assets	Name	Constituency	Total Assets	Name	Constituency	Total Assets	Name	Constituency	Total Assets
1	Maulana Amanullah	NA 27	0.020 million	Muhammad Khan Sherani	NA 264	0.100 million	Inayat Begum	NA 328	0.193 million	Mufti Ibrar Sultan	NA 14	0.119 million
2	Maulana Shah Abdul Aziz	NA 15	0	Maulana Muhammad Qasim	NA 10	0.063 million	Shah Abdul Aziz	NA 15	0.128 million	Sabir Hussain Awan	NA 4	51,000
3	Qazi Hameed Ullah	NA 96	0	Qazi Hameed Ullah	NA 96	0	Maulana Muhammad Qasim	NA 10	71,000	Molvi Noor Muhammad	NA 259	0

### **Muttahida Qaumi Movement (MQM)**

In 2002-2003, Ms. Shabina Talat was the richest MNA among MQM MNAs followed by Syed Safwanullah (NA 251, Sindh) and Mr. Azizullah Brohi. Ms. Afsar Begum (NA 318 Sindh) was the richest MNA among the MQM MNAs for the year 2003-2004, followed by Syed Safwanullah and Dr. Abdul Qadir Khanzada. In the 2004-2005, Syed Haider Abbas Rizvi was the richest MNA among MQM followed by Mr. Israrul Ebad and Muhammad Shamim Siddique.

For 2002-2003, Mr. Nawab Mirza Advocate (NA-254 Sindh) was the poorest MQM MNA followed by Mr. Mohammad Farooq Sattar (NA 255 Sindh) and Ms. Shamim Akhtar (NA 317 Sindh). For 2003-2004, Mr. Abdul Waseem (NA-243, Karachi-V, Sindh, MQM) was the poorest MNA among MQM MNAs followed by Mr. Mohammad Abid Ali Umang (NA 240 Sindh) and Ms. Shabina Talat, who was the richest MNA from MQM in 2002-2003. Ms. Shabina Talat was the poorest MNA in 2004-2005, followed by Mr. Abdul Waseem (NA-243, Karachi-V, Sindh, MQM) and Mr. Muhammad Abid Ali Khan. In 2005-2006, the poorest MNA was Mr. Abdul Waseem (NA-243, Karachi-V, Sindh, MQM), the second poorest being Kunwar Khalid Younas and the third poorest Mr. M. Abid Ali Khan.

**Table 26**  
**The Richest MNAs from MQM**

2002-2003				2003-2004			2004-2005			2005-2006		
Rank	Name	Constituency	Total Assets	Name	Constituency	Total Assets	Name	Constituency	Total Assets	Name	Constituency	Total Assets
1	Shabina Talat	NA 319	15.37 million	Afsar Begum	NA 318	13.457 million	Syed Safwanullah	NA 251	6.444 million	Syed Haider Abbas Rizvi	NA 244	22.526 million
2	Syed Safwanullah	NA 251	5.95 million	Syed Safwanullah	NA 251	5.95 million	Muhammad Shamim Siddiqi	NA 257	5.632 million	Israrul Ebad Khan	NA 247	11.766 million
3	Haji Azizullah Brohi	NA 246	5.686 million	Abdul Kadir Khanzada	NA 242	4.26 million	Prof. Khalid Wahab	NA 219	5.037 million	Muhammad Shamim Siddique	NA 257	9.400 million

**Table 27**  
**The Poorest MNAs from MQM**

2002-2003				2003-2004			2004-2005			2005-2006		
Rank	Name	Constituency	Total Assets	Name	Constituency	Total Assets	Name	Constituency	Total Assets	Name	Constituency	Total Assets
1	Shamim Akhtar	NA 317	0.44 million	Shabina Talat	NA 319	0.420 million	Muhammad Abid Ali Khan	NA 240	0.621 million	Muhammad Abid Ali Khan	NA 240	0.870 million
2	Mohammad Farooq Sattar	NA 255	0.346 million	Mohammad Abid Ali Khan	NA 240	0.186 million	Abdul Waseem	NA 243	0.560 million	Kunwar Khalid Younas	NA 245	0.750 million
3	Nawab Mirza Advocate	NA 254	-1.189 million	Abdul Waseem	NA 243	-0.062 million	Shabina Talat	NA 319	0.435 million	Abdul Waseem	NA 243	0.500 million

## Average Assets of Non-Muslim MNAs

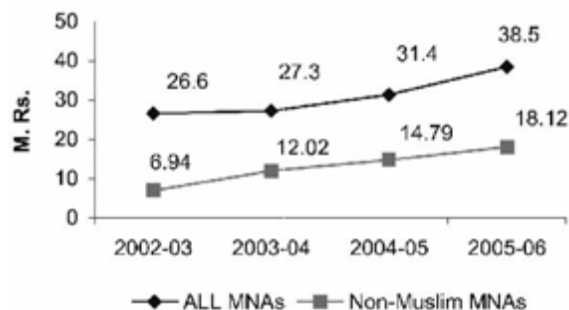
The average value of Non-Muslim MNAs' assets increased from Rs. 6.944 million in 2002-2003 to Rs 18.120 million in 2005-2006, representing an appreciation of 161 % or more than two and a half times! Mr. M P Bhandhara (NA-336, Non-Muslim IV, PML-Q) is the richest MNA among the Non-Muslim MNAs.

**Table 28**  
**Average Assets of Non-Muslim MNAs**

Year	Average Assets (Rs.M)	Increase Rs.M	% age increase	Ratio of average assets of non-Muslim MNA to the overall average assets of all MNAs
2002-03	6.944	-	-	1 : 3.80
2003-04	12.024	5.08	73%	1 : 2.27
2004-05	14.794	2.77	23%	1 : 2.12
2005-06	18.120	3.33	22%	1 : 2.13

The average value of the assets of an MNA belonging to Non-Muslim community is way below the overall average of all MNAs. The average value of the assets of an MNA was around 4 times that of an MNA belonging to non-Muslim community in 2002-2003. This disparity has gradually halved during the past 4 years. The percentage growth in the average value of a non-Muslim MNA's assets had been far greater (161 %) in the last 4 years compared to the average growth of all MNAs' assets (45 %).

**Fig. 5**  
**Comparative Growth of all and non-Muslim MNAs' Average Assets (M. Rs.)**



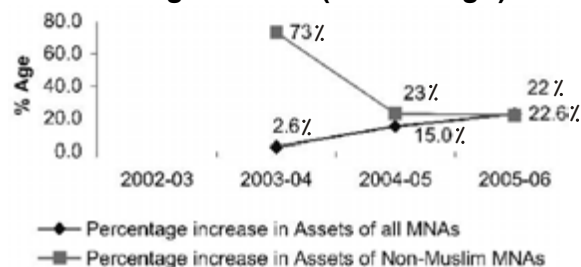
## The Best Asset Managers: MNAs whose Assets Showed Maximum Increase

**D**r. Sher Afgan Niazi, the Federal Minister for Parliamentary Affairs, proved to be the most effective asset manager over the four years as his net assets (Rs. 500) in 2002-2003 increased by over 900 times to Rs. 456, 550. But his net assets, even after this 'phenomenal' increase, remain quite modest. . Amir Muqam (NA-31, Shangla, NWFP, PML-Q), the current Federal Minister of State for Water and Power and Provincial President of PML-Q in NWFP, made the most dramatic turn around by turning his net liabilities of Rs. 106 million in 2002-2003 into net assets of Rs. 74 million in 2005-2006. Following are the top 10 best managers of the assets among the MNAs borne out by the highest increase in their asset values between 2002-03 and 2005-06.

**Table 29**  
**The Best Asset Managers**

Ranking	Name	Constituency	Party	Net Total Assets in 2002-03 (Rs.)	Net Total Assets in 2005-06 (Rs.)	Increase in Assets
1.	Sher Afgan Niazi	NA-72	PML-Q	500	456,550	913 times
2.	Pervez Masih	NA-339	MMA	70,000	20 million	286 times
3.	Mohammad Khan Sherani	NA-264	MMA	100,000	15 million	150 times
4.	Makhdoom Muhammad Amin Faheem	NA-218	PPPP	1.106 million	122.66 million	110 times
5.	Dr. Attiya Inayatullah	NA-280	PML-Q	1.91 million	157.39 million	82 times
6.	Ruqia Khanum Soomro	NA-310	PPPP	5,000	390,000	78 times
7.	Sardar Muhammad Jaffer Khan Leghari	NA-174	PML-Q	3.88 million	241.23 million	62 times
8.	Saima Akhtar Bharwana	NA-90	PML-Q	341,250	12.06 million	35 times
9.	Hamid Nasir Chattha	NA-101	PML-Q	3.14 million	100.29 million	32 times
10.	Sahibzada Abulkhair Muhammad Zubair	NA-220	MMA	1.81 million	53.57 million	30 times

**Fig. 6**  
**Comparative Growth of all and non-Muslim MNAs' Average Assets (Percentage)**



## The Worst Asset Managers

### MNAs Whose Assets Showed Maximum Decrease

Following are the 5 worst managers of the assets among the MNAs borne out by the highest decrease in their asset values between 2002-2003 and 2005-2006.

**Table 30**  
**The Worst Asset Managers**

Ranking	Name	Constituency	Party	Net Total Assets in 2002-03 (Rs.)	Net Total Assets in 2005-06 (Rs.)	Decrease in Assets
1.	Rubina Saadat Qaimkhani	NA-312	PPPP	2,277.05 million	26.05 million	856 times
2.	Ch. Nazir Ahmed Jatt	NA-167	PML-Q	59,107.14 million	87.00 million	679 times
3.	Chaudhry Manzoor Ahmed	NA-139	PPPP	4.21 million	65,000	65 times
4.	Khawaja Mohammad Asif	NA-110	PML(N)	29.96 million	0.65 million	46 times
5.	Maulana Noor Mohammad	NA-259	MMA	800,000	0	

## **One third of all MNAs have no car and one fourth do not own a house**

**A**ccording to the findings of this report a quite large number of MNAs declared that they or their family members do not have any car. 139 (Over 40 %) MNAs in 2002-2003, 141 (40 %) MNAs in 2003-2004, 122 (36 %) MNAs in 2004-2005 and 121 (36 %) MNAs in 2005-2006 declared that they have no vehicle. 106 (31 %) MNAs in 2002-2003, 102 (30 %) MNAs in 2003-2004, 88 (26 %) MNAs in 2004-2005 and 92 (27 %) MNAs in 2005-2006 declared that they have no house.

## **93 % of Prime Minister Shaukat Aziz's assets are located outside Pakistan:**

**P** Prime Minister Shaukat Aziz (NA-59, Attock-III, Punjab, PML-Q) has most of his assets outside Pakistan. Assets costing Rs. 187 million (or about 93 %) out of the total Rs. 201 million are located outside Pakistan. The cost of assets located within Pakistan is less than Rs. 14 million. The present value of his assets is Rs. 554 million out of which he has only Rs. 147 million (26.53%) worth of assets in Pakistan whereas his assets in the UK and the US amount to Rs. 407 million. (73.46%)



**Annexure A**

Constituency wise list of MNAs  
Along with their Total Assets and Rank

## Annexure A

### Constituency wise list of MNAs Along with their Total Assets and Rank

No.	Constituency	Name	Party	2002-2003		2003-2004		2004-2005		2005-2006	
				Assets	Rank	Assets	Rank	Assets	Rank	Assets	Rank
<b>NWFP</b>											
1	NA- 1	Shabbir Ahmad Khan	MMA	14,142,710	127	14,549,500	146	15,031,379	143	15,428,779	151
2	NA- 2	Maulana Rehmat ullah Khan	MMA	352,000	311	850,000	312	1,500,000	276	1,745,000	282
3	NA- 3	Qari Fayyaz ur Rehman Alvi	MMA	6,021,550	188	6,798,440	205	4,797,000	217	9,005,000	195
4	NA- 4	Sabir Hussain	MMA	59,000	302	1,395,000	293	1,620,000	274	51,000	322
5	NA- 5	Qazi Hussain Ahmed	MMA	4,282,085	209	34,614,779	81	9,706,914	166	28,284,438	111
6	NA- 6	Hamid ul Haq Haqani	MMA	270,000	320	1,211,062	302	1,015,432	288	1,250,211	288
7	NA- 7	Maulana Muhammad Gohar Shah	MMA	3,620,000	229	4,470,000	236	5,400,000	213	8,600,000	202
8	NA- 8	Aftab Ahmed Khan Sherpao	PPP(s)	18,847,667	110	19,787,830	123	20,617,830	122	24,446,768	119
9	NA- 9	Shuja ul Mulk	MMA	205,000	324	215,000	331			953,000	293
10	NA- 10	Maulana Muhammad Qasim	MMA	52,000	329	63,000	338	71,000	314	144,452	319
11	NA- 11	Ata ur Rehman, Dr.	MMA	821,535	292	1,714,262	285			3,369,041	247
12	NA- 12	Muhammad Usman Adv	MMA	2,560,000	250	1,430,000	292	1,455,000	277	1,355,000	285
13	NA- 13	Maulana Khalil Ahmad	MMA	817,000	293	1,299,000	297	1,102,000	286	1,102,000	290
14	NA- 14	Mufti Abrar Sultan	MMA	78,000	327	499,000	317			119,000	320
15	NA- 15	Maulana Shah Abdul Aziz Mujahid	MMA	0	333	200,000	332	128,000	313	535,000	306
16	NA- 16	Akhunzada M Sadiq	MMA	5,760,500	191	5,175,000	228			5,235,000	229
17	NA- 17	Amanullah Khan Jadon	PML	4,645,454	207	5,975,236	214	6,906,268	196	8,239,301	204
18	NA- 18	Sardar Muhammad Yaqoob	PML	6,800,000	183	6,800,000	204	6,800,000	198	5,275,000	228
19	NA- 19	Omar Ayub Khan	PML	60,209,172	25	64,180,379	35	64,730,558	42	69,053,730	46
20	NA- 20	Sardar Shahjehan Yousaf	PML	380,000	309	450,000	322	520,000	301	760,000	297
21	NA- 21	Maulana Abdul Malik	MMA	1,141,833	279	1,895,000	280	2,440,000	255	2,975,000	258
22	NA- 22	Qari Muhammad Yousaf	MMA	616,276	299	616,276	315			628,000	301
23	NA- 23	Maulana Abdul Haleem	MMA	77,050,000	18	87,750,000	18	87,780,000	21	78,150,000	39
24	NA- 24	Maulana Fazal ur Rehman	MMA	2,794,702	244	2,833,355	262	2,753,000	246	3,053,000	255
25	NA- 25	Ata ur Rehman	MMA	320,000	317	320,000	326	320,000	308	320,000	313
26	NA- 26	Naseeb Ali Shah	MMA	8,697,271	166	10,883,881	173	60,464,365	47	9,018,067	194
27	NA- 27	Maulana Amanullah	MMA	20,000	330	486,000	319	1,250,000	281	240,000	316
28	NA- 28	Sher Akbar Khan	PPP	45,706,000	45	45,706,000	61	46,356,000	58	46,356,000	71
29	NA- 29	Qari Abdul Bais	MMA	3,647,000	228	4,398,000	237			3,030,000	256
30	NA- 30	Fazle Subhan	MMA	4,152,384	213	4,357,684	238	2,094,000	262	8,124,000	207
31	NA- 31	Amir Muqam	IND	-106,030,000	342	48,902,545	57	179,802,545	7	74,477,974	42
32	NA- 32	Maulana Abdul Akbar	MMA	2,512,000	252	2,425,300	271	3,112,000	243	2,886,700	260
33	NA- 33	Maulana Asad ullah	MMA	3,495,600	231	10,446,500	178	10,437,000	162	12,380,000	171
34	NA- 34	Ahmad Ghafoor	MMA	1,537,600	270	1,051,910	307	448,000	305	1,952,000	274
35	NA- 35	Muhammad Inayat ur Rehman	MMA	4,889,000	201	4,756,623	232			168,000	318

No.	Constituency	Name	Party	2002-2003		2003-2004		2004-2005		2005-2006	
				Assets	Rank	Assets	Rank	Assets	Rank	Assets	Rank
<b>FATA</b>											
36	NA-36	Maulana Ghulam Muhammad Sadiq	IND	6,660,000	185	5,780,000	217			10,785,527	182
37	NA-37	S Javed Hussain Mian	IND	29,774,000	77	28,600,000	91	19,107,840	128	19,609,000	139
38	NA-38	Munir Khan Orakzai	IND	9,838,800	155	14,380,656	147	16,863,750	137	38,130,240	87
39	NA-39	Syed Ghazi Gulab Jamal	IND	11,580,755	142	21,061,970	118	32,024,000	86	49,050,000	66
40	NA-40	Maulana Nek Zaman	IND	0	334	200,000	333	500,000	302	600,000	304
41	NA-41	Abdul Malek Wazir	IND	265,000	321	1,156,000	304	-90,940	315	309,060	314
42	NA-42	Muhammad Miraj ud Din	IND	375,000	310	330,000	325	960,000	290	1,500,000	284
43	NA-43	Molvi Muhammad Sadiq	IND	-143,272	338	3,050,000	256	3,150,000	242	500,000	307
44	NA-44	Sahibzada Haroon Rashid	IND	2,900,000	242	1,500,000	290	1,386,000	279	1,746,000	281
45	NA-45	Noor ul Haq Qadri	IND	7,400,000	177	168,863,333	10	168,863,333	8	169,463,333	14
46	NA-46	Maulana Khalil ur Rehman	IND	6,928,000	181	11,124,000	170	11,954,000	156	19,723,020	138
47	NA-47	Naseem Afridi	IND	10,852,000	145	10,770,000	175	9,330,000	168	18,135,438	142
<b>ICT</b>											
48	NA-48	Mian Muhammad Aslam	MMA	78,705,553	17	256,456,582	6	359,246,142	5	469,867,669	4
49	NA-49	Syed Nayyer Hussain Bokhari	PPPP	44,570,000	46	57,535,000	49	78,378,000	30	101,131,013	29
<b>Punjab</b>											
50	NA-50	Ghulam Murtaza Satti	PPPP	21,350,000	102	34,230,000	82	163,150,000	9	193,100,000	9
51	NA-51	Raja Pervez Ashraf	PPPP	31,440,700	71	58,486,000	47	58,536,000	50	73,140,000	44
52	NA-52	Nisar Ali Khan Ch	PML(N)	13,325,097	132	14,616,491	145	27,040,516	98	20,724,296	131
53	NA-53	Ghulam Sarwar Khan	PML	47,765,500	43	55,600,000	51	64,781,756	41	49,317,418	65
54	NA-54	Zummrud Khan	PPPP	320,000	318	420,000	323	460,000	303	500,000	308
55	NA-55	Sheikh Rashid Ahmed	PML	7,700,568	173	21,989,517	116	22,381,058	111	23,500,204	121
56	NA-56	Muhammad Hanif Abbasi	MMA	4,080,000	217	10,700,000	177	15,285,209	142	16,294,825	147
57	NA-57	Malik Amin Aslam Khan	PML	18,242,546	112	19,988,955	122	23,189,608	109	20,944,030	130
58	NA-58	Malik Allah Yar Khan	PML	22,326,000	98	13,818,699	151	15,380,141	141	15,775,395	149
59	NA-59	Eman Waseem	PML	34,693,707	58						
59	NA-59	Shaukat Aziz	PML	412,909,503		515,664,279	2	548,819,492	2	554,331,959	2
60	NA-60	Tahir Iqbal, Maj ®	PML	14,912,260	123	12,827,524	156	11,141,434	158	12,847,476	167
61	NA-61	Muhammad Faez Tamman	PPP	12,200,000	139	11,850,000	161	13,250,000	152	2,140,000	273
62	NA-62	Ch Shahbaz Hussain	PML	80,550,000	14	81,750,000	22	97,200,000	17	95,750,000	33
63	NA-63	Raja Muhammad Asad Khan	PML(N)	1,357,900	272	714,000	313			573,361	305
64	NA-64	Inam ul Haq Piracha	PPPP	23,409,239	95	28,081,397	94	41,022,866	65		
64	NA-64	Haroon Ihsan Piracha	PML							107,350,932	28
65	NA-65	Gias Ahmed Mela	PML	33,800,000	61	38,422,727	73	43,200,000	61	42,400,000	77
66	NA-66	Tasneem Ahmed Qureshi	PPPP	8,935,000	163	8,816,600	190	9,222,448	170	1,854,758	277
67	NA-67	Anwar Ali Cheema	PML	51,514,672	38	57,959,562	48	58,498,131	51	61,040,382	53
68	NA-68	Mazhar Ahmed Qureshi	PML	8,936,741	162	9,205,443	184	6,586,741	200	11,352,232	180
69	NA-69	Sumera Malik	PML	7,036,000	179	135,380,000	11	149,130,000	11	151,030,000	17
70	NA-70	Muhammad Saifullah Tiwana	PML	12,400,000	138	14,900,000	144			12,400,000	170
71	NA-71	Imran Khan	PTI	58,246,179	30	76,476,167	23	81,567,632	26	81,567,632	38

No.	Constituency	Name	Party	2002-2003		2003-2004		2004-2005		2005-2006	
				Assets	Rank	Assets	Rank	Assets	Rank	Assets	Rank
72	NA-72	Sher Afgan Khan	PPP	500	332	5,342,953	222	456,550	304	456,550	310
73	NA-73	Muhammad Sanaullah Khan	PML	1,642,000	269	1,793,276	284			5,520,000	225
74	NA-74	Rashid Akbar Khan	PML	9,353,262	156	10,898,813	172	11,644,265	157	13,644,266	158
75	NA-75	Ghulam Rasul Sahi	PML	80,418,883	15	70,057,006	28	77,793,336	31	57,263,000	56
76	NA-76	Muhammad Wasi Zafar	PML	7,990,378	170	24,043,000	108	25,743,000	104	23,593,000	120
77	NA-77	Muhammad Asim Nazir	PML	10,529,388	148	10,702,156	176	14,174,696	144	14,949,665	153
78	NA-78	Rajab Ali Khan	PML	18,748,367	111	18,342,740	128	21,880,000	117	31,648,000	100
79	NA-79	Muhammad Safdar Shakir	PML	8,755,214	165	8,894,007	187	14,157,471	145	13,384,232	162
80	NA-80	Rana Asif Touseef	PML(N)	33,289,392	64	33,652,376	83	34,291,534	78	46,132,298	72
81	NA-81	Nisar Ahmed	PPP	1,175,000	278	1,215,000	300	1,215,000	282	1,050,000	291
82	NA-82	Sahibzada Haji Fazal Karim	PML(N)	7,524,043	176	14,330,043	149	24,250,043	108	30,850,043	104
83	NA-83	Mushtaq Ali Cheema	PML	64,235,340	23	68,781,717	29	31,205,208	89	34,638,782	92
84	NA-84	Abid Ali	PML(N)	34,429,200	59	35,186,200	80	33,676,200	79	41,666,700	80
85	NA-85	Raja Nadir Pervez Khan	PML(N)	3,748,327	225	4,148,327	243	4,648,327	219	4,998,327	231
86	NA-86	Mohammad Tahir Shah	PML	74,126,235	19	86,541,000	20	72,041,000	33	68,858,809	47
87	NA-87	Ghulam Bibi Bharwana	PML	37,150,000	55	33,550,000	84	38,550,000	69	38,350,000	85
88	NA-88	Makhdoom Syed Faisal Saleh Hayat	PPP	31,067,500	73	31,392,500	88	32,192,500	85	38,042,500	88
89	NA-89	Muhammad Azam Tariq	PML	2,030,000	258						
89	NA-89	Waqas Akram	PML			17,102,950	135	21,113,000	119	21,624,393	128
90	NA-90	Saima Akhtar Bharwana	PML	341,250	314	47,506,819	58	8,388,989	183	12,057,053	174
91	NA-91	Sahibzada M Mehboob Sultan	PML	10,850,000	146	10,965,000	171	13,450,000	151		
92	NA-92	Amjad Ali Warriach	PML	7,900,000	171	5,300,000	224	8,000,000	189	13,146,446	165
93	NA-93	Muhammad Farhan Latif	PML	42,869,667	49	42,992,025	65	42,925,399	62	53,384,293	62
94	NA-94	Riaz Khan Fatyana	PML	22,090,000	100	22,320,000	113	22,250,000	114	28,680,000	109
95	NA-95	Imran Ullah	PPPP	2,318,070	253	3,652,690	249	4,200,000	226		
96	NA-96	Qazi Hameed Ullah	MMA	0	335	0	339	1,166,450	283		
97	NA-97	Shahid Akram Bhinder	PML	14,555,008	126	17,573,742	131	20,327,080	124	28,030,654	112
98	NA-98	Imtiaz Safdar Waraich	PPPP	9,071,200	160	8,850,000	188	8,995,900	173	13,538,000	160
99	NA-99	Rana Omer Nazeer Ahmed	PML	3,986,060	219	3,199,317	253			7,593,676	210
100	NA-100	Bilal Ejaz	PML	5,520,000	195	9,636,507	183	1,761,202	267	2,655,283	265
101	NA-101	Hamid Nasir Chattha	PML	3,136,969	236	65,703,607	33	78,718,767	29	100,287,474	31
102	NA-102	Mehdi Hassan Bhatti	PML	78,750,000	16	95,651,575	17				
103	NA-103	Liaqat Abbas Bhatti	PML	41,000,000	53	41,000,000	69	84,600,000	25	110,820,000	26
104	NA-104	Ch Wajahat Hussain	PML	25,405,215	89	26,753,000	100	26,903,000	100	77,030,000	40
105	NA-105	Ch Shujat Hussain	PML	101,349,537	12	73,835,067	25	148,262,567	12	123,470,897	21
106	NA-106	Qamar Zaman Qaira	PPPP	36,019,764	57	36,219,230	78	36,540,346	73	36,327,778	90
107	NA-107	Rehman Naseer	PML	2,653,800	248	2,653,800	266	2,683,800	248	3,250,020	249
108	NA-108	Aijaz Ahmed Chaudhry	PML	170,308,486	6	314,455,469	3	359,423,328	4	387,776,355	5
109	NA-109	Zulfiqar Ali Gondal	PPPP	23,490,000	94	38,100,000	75	24,690,000	106	29,625,000	107
110	NA-110	Khawaja Mohammad Asif	PML(N)	29,956,095	74	38,345,471	74	28,100,449	95	654,228	300
111	NA-111	Chaudhry Amir Hussain	PML	23,375,086	96	24,463,301	106	22,336,387	112	27,059,057	115
112	NA-112	Umar Ahmad Ghuman	PML	12,423,782	137	18,145,878	129	19,259,000	127	20,013,000	134
113	NA-113	Ali Asjad Malhi	PML	24,776,000	92	27,726,000	95	47,460,000	55	46,800,000	69
114	NA-114	Zahid Hamid	PML(N)	56,243,472	34	62,110,178	37	59,765,324	48	53,464,676	61

No.	Constituency	Name	Party	2002-2003		2003-2004		2004-2005		2005-2006	
				Assets	Rank	Assets	Rank	Assets	Rank	Assets	Rank
115	NA-115	Muhammad Nasir Khan	PML	19,274,000	108	19,274,000	124	19,774,000	125	19,394,000	140
116	NA-116	Daniyal Aziz	PML	2,614,408	249	4,650,843	233	4,008,031	232	16,003,981	148
117	NA-117	Riffat Javed Kahlon	PML	13,955,000	129	26,065,000	103	37,635,000	71	46,940,000	68
118	NA-118	Hafiz Salman Butt	MMA	325,000	316	3,805,426	247	690,000	294	2,225,000	270
119	NA-119	Khawaja Saad Rafiq	PML(N)	2,757,945	245	1,330,000	295	45,130,000	59	43,390,000	75
120	NA-120	Muhammad Pervaiz Malik	PML(N)	59,614,988	27	59,079,877	45	33,181,485	82	170,606,555	13
121	NA-121	Farid Ahmed Piracha	MMA	3,465,683	232	6,709,770	207	6,319,137	204	7,403,394	211
122	NA-122	Sardar Ayaz Sadiq	PML(N)	49,507,275	39	59,245,922	44	69,395,897	34	132,874,400	19
123	NA-123	Muhammad Javed Hashmi	PML(N)	61,109,790	24	60,810,494	40	74,053,762	32	64,266,820	51
124	NA-124	Aitzaz Ahsan	PPPP	85,929,196	13	87,341,959	19	93,491,707	20	111,580,875	25
125	NA-125	Hamayun Akhtar Khan	PML	17,814,495	113	23,086,377	111	20,510,741	123	32,904,725	98
126	NA-126	Liaqat Baloch	MMA	5,552,542	194	8,224,561	195	9,105,868	172	9,076,679	192
127	NA-127	Muhammad Tahir Ul Qadri, Dr	PAT	9,254,943	158	10,036,356	180				
127	NA-127	Farooq Amjad Mir	PML					10,950,000	160	10,650,000	184
128	NA-128	Malik Zaheer Abbas Khokhar	PPPP	8,555,000	167	8,555,000	192	8,555,000	180		
129	NA-129	Habibullah Waraich	PML	56,980,381	32	63,716,230	36	96,033,348	18	100,532,768	30
130	NA-130	Samina Khalid Ghurki	PPPP	73,251,100	20	73,611,100	26	17,050,056	135	33,843,100	94
131	NA-131	Zulfiqar Ahmed Dhillon	PML	9,014,000	161	8,250,000	194	4,190,000	228	35,400,000	91
132	NA-132	Mian Jalil Ahmed	PML	10,516,039	149	11,550,581	164				
132	NA-132	Shahid Manzoor Gill	PML							92,556,433	34
133	NA-133	Muhammad Saeed Virk	PML	15,552,000	120	16,252,000	140	16,432,000	138	17,932,000	143
134	NA-134	Khurram Munawar Manj	PML	0	336	0	340	150,000	312	336,000	312
135	NA-135	Mian Shamim Haider	PML	47,278,805	44	1195,267,678	8	162,793,288	10	186,383,717	10
136	NA-136	Bilal Ahmed Virk	PML	33,384,371	63	33,384,371	85	33,384,371	81	33,834,371	95
137	NA-137	Rai Mansab Ali Khan	PML	2,082,880	255	4,777,500	231	8,385,024	184	6,251,853	219
138	NA-138	Sardar Tufail ahmed khan	PML	3,217,704	235	28,380,200	92	4,135,000	229	33,300,000	97
139	NA-139	Chaudhry Manzoor Ahmed	PPPP	4,213,673	211	4,202,683	242	4,285,000	223	65,000	321
140	NA-140	Khurshid Mehmud Kasuri	PML	287,884,388	4	305,610,159	4	831,284,943	1	976,540,503	1
141	NA-141	Sardar Mohammad Asif Nakai	PML	9,860,000	154	12,636,877	157	14,148,877	146	22,248,643	125
142	NA-142	Sardar Talib Hassan Nakai	PML	124,236,956	8	122,280,546	13	104,740,952	16	108,441,249	27
143	NA-143	Rao M Aslam Khan Kharal	PML	560,000	303	580,000	316	580,000	299	1,620,000	283
144	NA-144	Rao Sikandar Iqbal	PPP	39,908,911	54	41,273,779	68	37,003,884	72	19,894,170	137
145	NA-145	Syed Gulzar Sibtain	PML	19,100,000	109	20,800,000	120	19,100,000	129	59,700,000	55
146	NA-146	Rao Muhammad Ajmal Khan	PML	60,200,000	26	61,420,903	38	62,700,000	43	76,872,650	41
147	NA-147	Rubina Shaheen Wattoo	PML	10,850,000	147	4,500,000	235	8,450,000	181		
148	NA-148	Shah Mehmood Qureshi	PPPP	48,040,562	42	50,701,976	56	65,532,816	38	73,695,353	43
149	NA-149	Malik Liaqat Ali Dogar	PPPP	12,050,000	140	12,050,000	159	13,592,710	149	12,050,000	175
150	NA-150	Rana Mehmood ul Hassan	PML(N)	3,114,500	237	3,925,000	245	4,125,000	230	4,125,000	240
151	NA-151	Sikandar Hayat Khan Bosan	PML	66,817,000	22	66,817,000	32	67,100,000	35	67,100,000	49
152	NA-152	Syed Asad Murtaza Gilani	PPP	1,050,000	283	1,994,834	278	35,509,055	76	2,404,909	267
153	NA-153	Dewan Syed Jaffar Hussain	PML	56,971,283	33	58,640,470	46	61,833,542	45	61,713,331	52
154	NA-154	Nawab Aman Ullah Khan	PML	8,330,000	168	26,765,000	98	8,376,000	185		
155	NA-155	Muhammad Akhtar Khan Kanju	PML	29,950,572	75	27,517,244	97	31,024,670	90	42,938,475	76
156	NA-156	Muhammad Raza Hayat Hiraj	PPP	4,186,642	212	47,125,000	60	46,768,000	56	28,876,000	108
157	NA-157	Hamid Yar Hiraj	PML	34,205,000	60	35,755,000	79	41,045,000	64	42,242,000	78



No.	Constituency	Name	Party	2002-2003		2003-2004		2004-2005		2005-2006	
				Assets	Rank	Assets	Rank	Assets	Rank	Assets	Rank
72	NA-72	Sher Afgan Khan	PPP	500	332	5,342,953	222	456,550	304	456,550	310
73	NA-73	Muhammad Sanaullah Khan	PML	1,642,000	269	1,793,276	284			5,520,000	225
74	NA-74	Rashid Akbar Khan	PML	9,353,262	156	10,898,813	172	11,644,265	157	13,644,266	158
75	NA-75	Ghulam Rasul Sahi	PML	80,418,883	15	70,057,006	28	77,793,336	31	57,263,000	56
76	NA-76	Muhammad Wasi Zafar	PML	7,990,378	170	24,043,000	108	25,743,000	104	23,593,000	120
77	NA-77	Muhammad Asim Nazir	PML	10,529,388	148	10,702,156	176	14,174,696	144	14,949,665	153
78	NA-78	Rajab Ali Khan	PML	18,748,367	111	18,342,740	128	21,880,000	117	31,648,000	100
79	NA-79	Muhammad Safdar Shakir	PML	8,755,214	165	8,894,007	187	14,157,471	145	13,384,232	162
80	NA-80	Rana Asif Touseef	PML(N)	33,289,392	64	33,652,376	83	34,291,534	78	46,132,298	72
81	NA-81	Nisar Ahmed	PPP	1,175,000	278	1,215,000	300	1,215,000	282	1,050,000	291
82	NA-82	Sahibzada Haji Fazal Karim	PML(N)	7,524,043	176	14,330,043	149	24,250,043	108	30,850,043	104
83	NA-83	Mushtaq Ali Cheema	PML	64,235,340	23	68,781,717	29	31,205,208	89	34,638,782	92
84	NA-84	Abid Ali	PML(N)	34,429,200	59	35,186,200	80	33,676,200	79	41,666,700	80
85	NA-85	Raja Nadir Pervez Khan	PML(N)	3,748,327	225	4,148,327	243	4,648,327	219	4,998,327	231
86	NA-86	Mohammad Tahir Shah	PML	74,126,235	19	86,541,000	20	72,041,000	33	68,858,809	47
87	NA-87	Ghulam Bibi Bharwana	PML	37,150,000	55	33,550,000	84	38,550,000	69	38,350,000	85
88	NA-88	Makhdoom Syed Faisal Saleh Hayat	PPP	31,067,500	73	31,392,500	88	32,192,500	85	38,042,500	88
89	NA-89	Muhammad Azam Tariq	PML	2,030,000	258				119		
89	NA-89	Waqas Akram	PML			17,102,950	135	21,113,000		21,624,393	128
90	NA-90	Saima Akhtar Bharwana	PML	341,250	314	47,506,819	58	8,388,989	183	12,057,053	174
91	NA-91	Sahibzada M Mehboob Sultan	PML	10,850,000	146	10,965,000	171	13,450,000	151		
92	NA-92	Amjad Ali Warriach	PML	7,900,000	171	5,300,000	224	8,000,000	189	13,146,446	165
93	NA-93	Muhammad Farhan Latif	PML	42,869,667	49	42,992,025	65	42,925,399	62	53,384,293	62
94	NA-94	Riaz Khan Fatyana	PML	22,090,000	100	22,320,000	113	22,250,000	114	28,680,000	109
95	NA-95	Imran Ullah	PPPP	2,318,070	253	3,652,690	249	4,200,000	226		
96	NA-96	Qazi Hameed Ullah	MMA	0	335	0	339	1,166,450	283		
97	NA-97	Shahid Akram Bhinder	PML	14,555,008	126	17,573,742	131	20,327,080	124	28,030,654	112
98	NA-98	Imtiaz Safdar Waraich	PPPP	9,071,200	160	8,850,000	188	8,995,900	173	13,538,000	160
99	NA-99	Rana Omer Nazeer Ahmed	PML	3,986,060	219	3,199,317	253			7,593,676	210
100	NA-100	Bilal Ejaz	PML	5,520,000	195	9,636,507	183	1,761,202	267	2,655,283	265
101	NA-101	Hamid Nasir Chattha	PML	3,136,969	236	65,703,607	33	78,718,767	29	100,287,474	31
102	NA-102	Mehdi Hassan Bhatti	PML	78,750,000	16	95,651,575	17				
103	NA-103	Liaqat Abbas Bhatti	PML	41,000,000	53	41,000,000	69	84,600,000	25	110,820,000	26
104	NA-104	Ch Wajahat Hussain	PML	25,405,215	89	26,753,000	100	26,903,000	100	77,030,000	40
105	NA-105	Ch Shujat Hussain	PML	101,349,537	12	73,835,067	25	148,262,567	12	123,470,897	21
106	NA-106	Qamar Zaman Qaira	PPPP	36,019,764	57	36,219,230	78	36,540,346	73	36,327,778	90
107	NA-107	Rehman Naseer	PML	2,653,800	248	2,653,800	266	2,683,800	248	3,250,020	249
108	NA-108	Aijaz Ahmed Chaudhry	PML	170,308,486	6	314,455,469	3	359,423,328	4	387,776,355	5
109	NA-109	Zulfiqar Ali Gondal	PPPP	23,490,000	94	38,100,000	75	24,690,000	106	29,625,000	107
110	NA-110	Khawaja Mohammad Asif	PML(N)	29,956,095	74	38,345,471	74	28,100,449	95	654,228	300
111	NA-111	Chaudhry Amir Hussain	PML	23,375,086	96	24,463,301	106	22,336,387	112	27,059,057	115
112	NA-112	Umar Ahmad Ghuman	PML	12,423,782	137	18,145,878	129	19,259,000	127	20,013,000	134
113	NA-113	Ali Asjad Malhi	PML	24,776,000	92	27,726,000	95	47,460,000	55	46,800,000	69
114	NA-114	Zahid Hamid	PML	56,243,472	34	62,110,178	37	59,765,324	48	53,464,676	61

No.	Constituency	Name	Party	2002-2003		2003-2004		2004-2005		2005-2006	
				Assets	Rank	Assets	Rank	Assets	Rank	Assets	Rank
115	NA-115	Muhammad Nasir Khan	PML	19,274,000	108	19,274,000	124	19,774,000	125	19,394,000	140
<b>Sindh</b>											
198	NA-198	Syed Khursheed Ahmed Shah	PPPP	20,429,361	106	16,180,000	141	33,525,000	80	19,392,712	141
199	NA-199	Abdul Mujeeb Pirzada	PPPP	1,650,000	267	5,983,388	213	16,181,688	139	22,150,000	126
200	NA-200	Mir Khalid Ahmed Khan Lund	PPP	22,230,726	99	37,185,726	77	111,100,000	15	68,000,000	48
201	NA-201	Ali Nawaz Khan	PML	23,548,800	93	37,385,000	76	40,267,140	66	39,649,451	83
202	NA-202	Mohammad Ibrahim Jatoi	PML	25,385,572	90	26,764,363	99	28,477,000	94	30,238,000	106
203	NA-203	Ghous Bakhsh Khan Mahar	PML	6,049,914	187	6,245,317	211	10,783,162	161	10,674,856	183
204	NA-204	Mohammad Anwar Bhutto	PPPP	3,005,000	240	3,423,000	251	4,023,000	231	4,505,000	234
205	NA-205	Hisbullah Bughio	PPPP	2,077,000	256	2,077,000	275	2,477,000	254	2,227,000	269
206	NA-206	Khalid Iqbal Memon	PPPP	615,000	300	2,656,000	265	2,531,000	253	2,754,029	261
207	NA-207	Shahid Hussain	PPPP	7,797,800	172	8,992,605	185	7,797,800	190	12,735,000	168
208	NA-208	Mir Aijaz Hussain	PPPP	2,918,000	241	3,063,000	255	3,913,000	233	3,923,000	242
209	NA-209	Mir Hazar Khan Bijarani	PPPP	20,885,760	104	22,123,282	115	8,840,000	176	38,284,113	86
210	NA-210	Sardar Saleem Jan Khan Mazari	PML	33,155,100	65	24,041,600	109	30,331,800	92		
210	NA-210	Ghalib Hussain Domki	PML							3,820,500	243
211	NA-211	Abdul Ghaffar Khan Jatoi	PML	25,717,197	86	11,181,235	168	4,447,530	221	22,433,387	123
212	NA-212	Syed Zafar Ali Shah	PPPP	14,803,353	124	17,166,001	134	86,614,300	23	14,490,940	154
213	NA-213	Azra Afzal, Dr.	PPPP	15,259,821	122	15,883,250	142	22,331,212	113	31,053,970	102
214	NA-214	Syed Ghulam Mustafa Shah	PPPP	19,897,261	107	40,808,500	70	38,909,645	68	53,838,401	58
215	NA-215	Manzoor Hussain Wassan	PPPP	31,089,000	72	26,522,300	101	38,127,380	70	33,775,000	96
216	NA-216	Syed Javed Ali Shah Jillani	PML(F)	25,906,000	84	24,906,000	105	26,206,000	102	27,706,000	113
217	NA-217	Pir Syed Fazal Ali Shah	PPPP	3,045,000	239	3,090,000	254	3,070,000	244	3,100,000	253
218	NA-218	Makhdoom Muhammad Amin Fahim	PPPP	1,106,000	281	5,650,000	219	8,906,000	175	118,423,000	23
219	NA-219	Khalid Wahab, Prof.	MQM	3,050,000	238	4,220,000	241	5,037,000	214		
219	NA-219	Muhammad Pervez Qureshi	MQM							1,322,000	287
220	NA-220	Shahabzada Abulkhair Muhammad Zubair	MMA	1,809,978	265	3,009,052	257	4,531,886	220	53,572,230	60
221	NA-221	Syed Amir Ali Shah Jamote	PPPP	8,786,000	164	11,245,000	167	7,626,000	191	17,380,581	145
222	NA-222	Syed Naveed Qamar	PPPP	6,888,044	182	7,073,044	201	7,143,044	195	9,848,401	188
223	NA-223	Shamshad Sattar	PPPP	5,875,332	190	5,945,832	216	5,419,200	211	6,967,832	213
224	NA-224	Ghulam Ali Nizamani	PPPP	26,812,310	80	22,215,000	114	19,624,755	126	19,895,000	136
225	NA-225	Fehmida Mirza, Dr.	PPPP	43,787,946	47	53,028,166	53	30,989,694	91	44,677,079	74
226	NA-226	Pir Aftab Hussain Shah	PPPP	11,212,807	143	23,588,003	110	7,451,941	194	7,236,949	212
227	NA-227	Syed Qurban Ali Shah	PPPP	33,651,094	62	11,631,262	163	9,861,710	165	12,732,305	169
228	NA-228	Nawab Mohammad Yousaf Talpur	PPPP	33,073,355	66	39,247,565	71	34,745,816	77	50,515,112	63
229	NA-229	Arbab Zakauallah	PML	5,176,730	199	5,176,730	227	6,388,141	202	8,011,746	208
230	NA-230	Ghulam Hyder, Dr.	PML	1,196,600	277	2,228,000	274	2,366,000	257	2,725,000	263
231	NA-231	Nawab Abdul Ghani Talpur	PPPP	22,495,473	97	20,876,518	119	21,451,650	118	30,920,242	103
232	NA-232	Rafique Ahmed Jamali	PPPP	3,798,000	224	6,375,000	210	21,935,000	116	22,251,922	124
233	NA-233	Liaqat Ali Khan Jatoi	PML	7,578,000	175	10,771,000	174	15,405,000	140	11,560,400	178
234	NA-234	Haji Khuda Baksh Nizamani	PML(F)	4,727,951	204	5,190,945	226	10,024,656	163	7,615,681	209
235	NA-235	Qazi Abdul Quddus	PML(F)	12,533,021	136	12,890,930	155	13,998,257	147	13,587,681	159

No.	Constituency	Name	Party	2002-2003		2003-2004		2004-2005		2005-2006	
				Assets	Rank	Assets	Rank	Assets	Rank	Assets	Rank
236	NA-236	Mohammad Khan Jonejo	PML(F)	5,200,023	197						
236	NA-236	Liaqat Ali Marri	PML			9,875,000	182	12,292,149	154	13,415,796	161
237	NA-237	Syed Ayaz Ali Shah	PML	3,288,947	234	5,313,700	223	6,718,700	199	4,222,400	239
238	NA-238	Mohammad Ali Malkani	PML	9,335,753	157	11,144,265	169	8,916,086	174	9,647,184	190
239	NA-239	Hakim Qari Gul Rehman	MMA	2,700,000	247	7,502,000	199	32,473,465	84	39,290,000	84
240	NA-240	Sarkar ud Din advocate	MQM	986,000	286						
240	NA-240	Mohammad Abid Ali Umang	MQM			186,227	335	621,284	296	870,049	295
241	NA-241	Muhammad Laeeq Khan	MMA	1,134,973	280	2,585,470	267	4,733,065	218	3,355,695	248
242	NA-242	Abdul Dadir Khanzada	MQM	3,860,000	222	4,260,000	239	4,270,000	224	5,385,000	227
243	NA-243	Sultan Ahmed Khan	MQM	950,000	287						
243	NA-243	Abdul Waseem	MQM			-62,724	341	560,000	300	500,000	309
244	NA-244	Syed Haider Abbas Rizvi	MQM	768,179	296	2,021,179	276	2,001,179	263	11,390,000	179
245	NA-245	Kunwar Khalid Younas	MQM	1,000,000	285	1,145,000	305	800,000	293	750,000	298
246	NA-246	Haji Azizullah Brohi	MQM	5,686,000	192						
246	NA-246	Nisar Ahmed Panhwar	MQM			687,680	314	1,160,000	284	1,828,000	278
247	NA-247	Israrul Ebad Khan	MQM	3,696,200	227	3,540,666	250	1,153,847	285	13,766,002	157
248	NA-248	Sardar Nabeel Ahmed Gabool	PPPP	5,587,753	193	7,050,540	202	13,649,000	148	15,587,620	150
249	NA-249	Aamir Liaqat Hussain	MQM	937,110	288	2,916,000	259	4,915,000	216	4,640,000	233
250	NA-250	Abdul Sattar Afghani	MMA	1,323,849	273	1,250,903	299	1,989,672	264	3,114,140	252
251	NA-251	Syed Safwanullah	MQM	5,950,000	189	5,950,000	215	6,444,400	201	6,674,000	217
252	NA-252	Muhammad Hussain Mehanti	MMA	1,946,577	260	3,387,766	252	4,344,888	222	9,681,695	189
253	NA-253	Asadullah Bhutto	MMA	881,971	291	1,043,691	308	2,535,427	252	1,816,759	279
254	NA-254	Nawab Mirza Advocate	MQM	-1,189,000	339	2,317,000	272	2,317,000	258	1,343,000	286
255	NA-255	Mohammad Farooq Sattar	MQM	346,021	312	2,657,312	264	2,615,322	249	5,408,109	226
256	NA-256	Iqbal Mohammad Ali Khan	MQM	734,575	298	1,054,433	306	3,302,229	241	2,998,000	257
257	NA-257	Muhammad Shamim Siddique	MQM	4,125,000	215	4,225,500	240	5,632,000	209	9,400,000	191
258	NA-258	Sher Mohammad Baloch	PPPP	465,500	306	490,500	318	963,751	289	1,024,533	292
<b>Balochistan</b>											
259	NA-259	Maulana Noor Mohammad	MMA	800,000	294	248,000	329	1,643,800	271	0	323
260	NA-260	Hafiz Hussain Ahmed	MMA	1,645,570	268	2,018,500	277	2,229,000	259	1,942,000	275
261	NA-261	Haji Gul Mohammad Dummer	MMA	6,760,368	184	10,142,500	179	6,175,556	206	11,056,353	181
262	NA-262	Mahmood Khan Achakzai	PKMAP	743,750	297	3,700,000	248	2,135,620	261	300,000	315
263	NA-263	Sardar Mohammad Yaqoob Khan	PML(N)	59,200,000	28	83,400,000	21	95,425,000	19	177,380,000	11
264	NA-264	Mohammad Khan Sherani	MMA	100,000	326	100,000	336	3,066,000	245	15,000,000	152
265	NA-265	Mir Ghulam Haider Bugti	JWP	4,137,910	214	4,517,464	234	4,197,500	227	4,492,600	235
266	NA-266	Mir Zafar ullah Khan Jamali	PML	343,583	313	1,886,000	281	4,966,000	215	4,068,210	241
267	NA-267	Sardar Yar Mohammad Rind	PML	57,754,400	31	68,162,400	30	65,377,000	39	127,412,000	20
268	NA-268	Maulana Abdul Ghafoor Haidery	MMA	602,483	301	872,483	311	624,522	295	624,522	302
269	NA-269	Abdul Rauf Mengal	BNPM	273,000	319	471,500	321	375,500	307		
270	NA-270	Pir Abdul Qadir Algillani	PML	32,830,000	68	42,900,000	66	64,980,751	40	48,380,510	67
271	NA-271	Moulvi Rehmat Ullah	MMA	1,200,707	276	1,599,207	289	12,472,463	153	12,211,100	173
272	NA-272	Zobaida Jalal	PML	109,450,000	10	59,627,000	41	62,512,000	44	50,350,105	64



No.	Constituency	Name	Party	2002-2003		2003-2004		2004-2005		2005-2006	
				Assets	Rank	Assets	Rank	Assets	Rank	Assets	Rank
<b>Women</b>											
273	NA-273	Mehnaz Raffi	PML	3,552,500	230	3,937,500	244	1,810,500	266	1,810,500	280
274	NA-274	Hajra Tariq Aziz	PML	5,140,344	200	5,554,749	221	8,586,400	179	5,987,039	224
275	NA-275	Tanzeela Aamir	PML	71,915,271	21	113,277,505	14	130,342,063	13	158,682,268	15
276	NA-276	Donya Aziz, Dr.	PML	800,000	295	1,660,000	286	1,300,000	280	4,700,000	232
277	NA-277	Kashmala Tariq	PML	4,023,000	218	6,785,800	206	8,220,840	187	11,711,145	176
278	NA-278	Saira Tariq	PML	16,347,500	119	16,900,000	137			11,645,700	177
279	NA-279	Riffat Amjad	PML	1,651,216	266	100,000	337				
280	NA-280	Attiya Inayatullah, Dr.	PML	1,915,944	263	2,517,029	270	3,729,261	235	157,392,169	16
281	NA-281	Bushra Rehman	PML	42,808,000	50	43,336,000	63				
282	NA-282	Farzeen Ahmed	PML	12,035,700	141	17,000,000	136				
283	NA-283	Shahzadi Umarzadi Tiwana	PML	20,560,000	105	59,266,000	43				
284	NA-284	Raheela Yahya	PML	14,588,139	125	15,360,433	143	17,416,949	132	20,418,311	133
285	NA-285	Asiya Azeem	PML	10,062,581	152	12,002,351	160	20,648,239	121	16,766,975	146
286	NA-286	Firdous Ashiq	PML	10,060,000	153	11,760,000	162				
287	NA-287	Begum Tehmina Dasti	PML	12,682,514	135	13,233,476	154	12,275,242	155	13,318,993	163
288	NA-288	Onaza Ehsan	PML	335,000	315	1,280,000	298	1,636,000	273	3,071,000	254
289	NA-289	Bushra Anwar Sipra	PML	7,012,000	180	6,508,323	208	6,328,323	203	9,998,323	186
290	NA-290	Rozina Tufail, Dr.	PML	212,000	323	235,000	330	245,000	310	695,000	299
291	NA-291	Tahira Asif	PML	7,624,000	174	7,624,000	198	8,150,000	188	173,700,000	12
292	NA-292	Naheed Khan	PPPP	-7,601,522	341	-7,601,522	342	-9,573,522	316	-515,474	324
293	NA-293	Belum Hussain	PPPP	108,867,812	11	108,867,813	15	116,458,000	14	84,735,000	37
294	NA-294	Shakeela Khanam Rashid	PPPP	14,122,158	128	13,422,158	153	20,760,739	120	21,203,581	129
295	NA-295	Fouzia Habib	PPPP	43,198,000	48	43,198,000	64	43,500,000	60		
296	NA-296	Mehreen Anwar Raja	PPPP	906,400	290	1,306,400	296	906,400	292	14,176,780	156
297	NA-297	Yasmeen Rehman	PPPP	122,232,022	9	21,148,739	117	27,741,958	96	31,779,614	99
298	NA-298	Begum Shehnaz Sheikh	PML	7,367,204	178	18,655,000	126	39,285,000	67	14,235,000	155
299	NA-299	Rukhsana Bangish	PPPP	17,328,750	115	12,593,000	158	9,265,000	169	41,095,000	81
300	NA-300	Naseem Akhtar	PPPP	16,810,000	117	17,290,000	133			3,190,000	250
301	NA-301	Samia Raheel	MMA	2,517,505	251	2,717,505	263	4,236,000	225	6,101,000	222
302	NA-302	Mamoona Hashmi	PML(N)	25,705,644	87	25,751,000	104	25,908,100	103	27,391,312	114
303	NA-303	Begum Ishrat Ashraf	PML(N)	325,583,162	3	239,909,620	7	8,430,724	182	147,140,297	18
304	NA-304	Tahmina Daultana	PML(N)	42,127,813	51	181,693,423	9	483,369,275	3	118,986,824	22
305	NA-305	Rehana Aleem	PML	3,745,500	226	7,160,000	200	3,545,000	237	4,318,000	236
306	NA-306	Meena Ehsan Laghari	PML	1,254,100	275	16,459,000	139	18,403,115	131	21,626,471	127
307	NA-307	Ayela Malik	PML	4,866,667	202	51,250,000	55	46,750,000	57	54,150,000	57
308	NA-308	Fiza Junejo	PML	4,758,649	203	6,927,556	203	6,885,000	197	8,835,088	198
309	NA-309	Sherry Rehman	PPPP	52,487,094	36	52,131,657	54	58,719,063	49	221,715,042	7
310	NA-310	Ruqia Khanum Soomro	PPPP	5,000	331	280,000	327	612,376	297	390,000	311
311	NA-311	Fozia Wahab	PPPP	2,018,031	259	2,939,963	258	2,716,300	247	4,243,448	238
312	NA-312	Rubina Saadat	PPPP	2,277,050,000	2	16,650,000	138	16,950,000	136	26,050,000	116
313	NA-313	Nafisa Munnawar	PPPP	4,695,000	205	5,730,000	218	9,600,000	167	12,351,000	172
314	NA-314	Shagufta Jamani	PPPP	2,260,000	254	2,870,000	260	3,520,000	238	4,310,000	237
315	NA-315	Farida Ahmad	MMA	8,275,000	169	11,471,000	165	7,612,903	192	6,211,000	220

No.	Constituency	Name	Party	2002-2003		2003-2004		2004-2005		2005-2006	
				Assets	Rank	Assets	Rank	Assets	Rank	Assets	Rank
316	NA-316	Kaneez Ayesha Munnawar	MMA	1,067,250	282	1,210,000	303	1,761,186	268	2,394,826	268
317	NA-317	Shamim Akhtar	MQM	440,000	307	1,370,000	294	1,092,000	287	1,898,000	276
318	NA-318	Afsar Begum	MQM	4,661,700	206	13,457,500	152	1,540,000	275	8,200,000	206
319	NA-319	Shabina Talat	MQM	15,370,000	121	420,000	324	435,000	306	1,125,000	289
320	NA-320	Gul-e-Farhanda	PML	1,004,000	284	970,000	309	1,700,000	270	2,725,549	262
321	NA-321	Madam Khurshid Afghan	PML(F)	254,900	322	256,700	328	254,900	309	610,700	303
322	NA-322	Zeb Gohar Ayyub	PML	48,447,557	41	64,487,208	34	66,484,677	36	113,057,618	24
323	NA-323	Syada Farhana	MMA	3,450,000	233	6,490,000	209	9,869,000	164	10,050,000	185
324	NA-324	Razia Aziz	MMA	1,917,177	262	2,231,145	273	5,417,726	212	6,735,000	216
325	NA-325	Nayyer Sultana	MMA	470,500	304	1,875,000	282	1,641,000	272	3,122,730	251
326	NA-326	Jamila Ahmad	MMA	10,473,007	150	1,994,740	279	1,707,000	269	2,455,000	266
327	NA-327	Ambreen Naeem	MMA	28,159,375	78	1,470,000	291	2,550,000	251	3,600,000	246
328	NA-328	Inayat Begum	MMA	3,880,000	221	3,848,000	246	193,600	311	9,875,600	187
329	NA-329	Shahida Akhtar	MMA	146,292	325	895,000	310	2,575,000	250	2,720,000	264
330	NA-330	Noor Jahan Panazai	PML	2,718,000	246	4,848,000	230	3,460,000	239	890,000	294
331	NA-331	Imrana Khawar	MMA	919,200	289	1,215,000	301	940,000	291	240,000	317
332	NA-332	Bilqees Saif	MMA	436,850	308	1,640,000	288	2,199,750	260	2,210,000	271

**Non-Muslims**

333	NA-333	Akram Masih Gill	PML	1,411,598	271	2,532,201	268	3,456,710	240	3,663,359	245
334	NA-334	Ch Haroon Qaisar	PML	25,559,687	88	22,663,524	112	31,944,153	87	31,619,971	101
335	NA-335	Engr Gyan Singh	PML	1,310,833	274	1,641,600	287	3,902,000	234	5,200,000	230
336	NA-336	M.P. Bhandara	PML	29,912,347	76	73,386,989	27	85,454,107	24	97,941,703	32
337	NA-337	Mushtaq Victor	PPPP	469,125	305	479,000	320	608,200	298	830,920	296
338	NA-338	Ramesh Lal	PPPP	2,900,000	243	2,860,000	261	3,724,300	236	3,771,700	244
339	NA-339	Pervez Masih	MMA	70,000	328	195,000	334	2,435,000	256	20,009,000	135
340	NA-340	Asiya Nasir	MMA	1,925,000	261	8,910,000	186	8,610,000	177	9,060,000	193
341	NA-341	Kirshan Bheel	PML(N)	3,832,000	223	5,050,000	229	5,922,000	207	6,156,000	221
342	NA-342	Devdas	MQM	2,050,000	257	2,525,000	269	1,885,000	265	2,949,500	259



No. 7, 9th Avenue, F-8/1, Islamabad, Pakistan  
Tel: (+92-51) 111-123-345; Fax: (+92-51) 226-3078  
E-mail: [info@pildat.org](mailto:info@pildat.org); URL: [www.pildat.org](http://www.pildat.org)